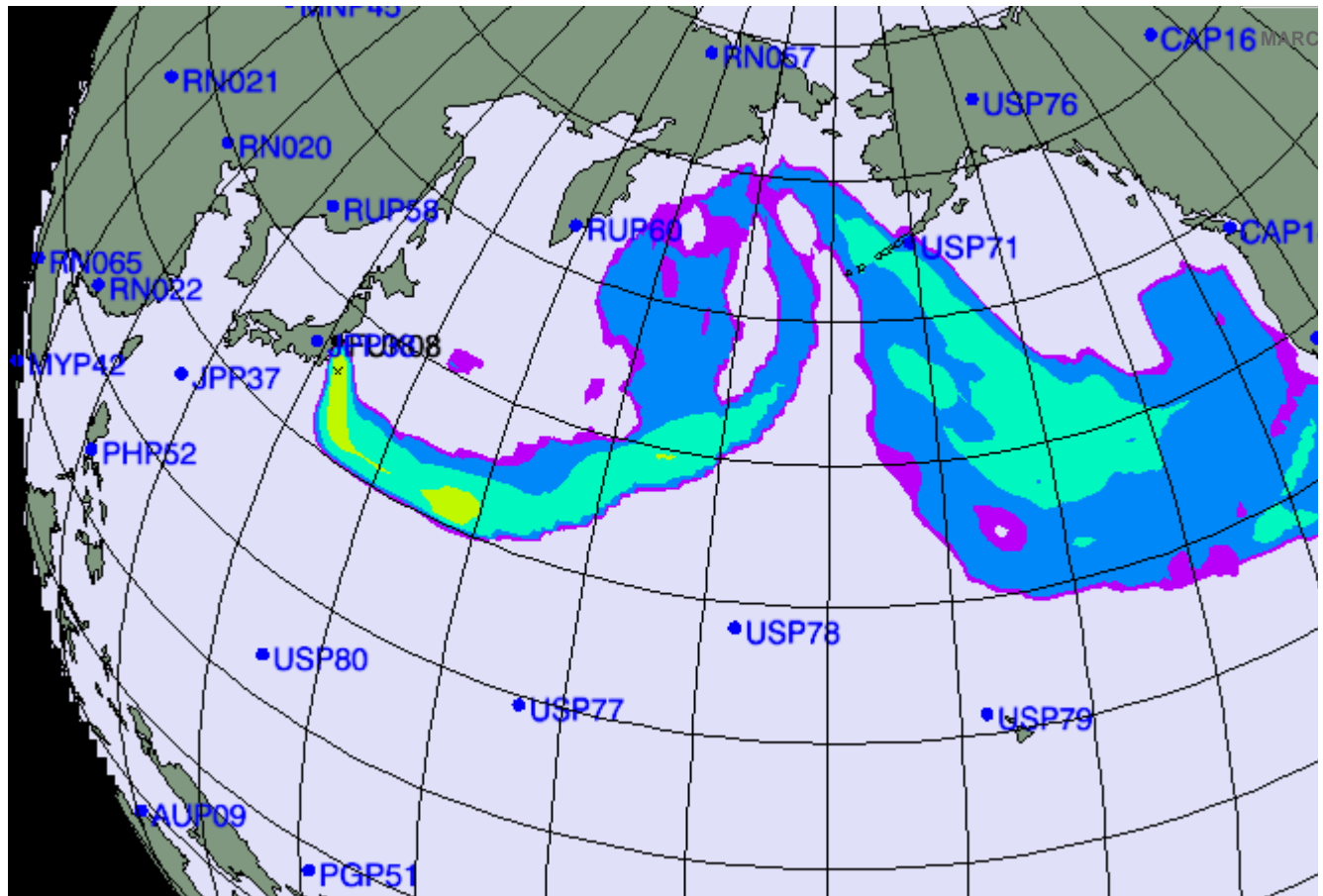


Published: March 16, 2011

Forecast for Plume's Path Is a Function of Wind and Weather

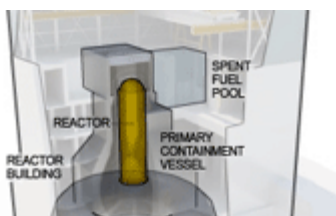


By THE NEW YORK TIMES

| [Send Feedback](#)

[View More Multimedia »](#)

Related Multimedia




**Interacti
Feature**

**Status
of the
Nuclear
Reactors
at the
Fukushima
Daiichi**



**Interacti
Feature**

**How a
Reactor
Shuts
Down
and
What
Happens**



**Graphic
Radiation**

**at
Fukushima
Daiichi
Following
the
earthquake
in**

Re
Li
Co
Co
Ea
Ja

Pl
Pl

**Power in a Japan,
Plant Meltdown officials
At the What measured
Fukushima happens radiation
Daiichi to a at the
Power nuclear Fukushima
Plant, reactor Daiichi
explosions a nuclear
have meltdown plant.
damaged
four of
the
buildings,
and
fuel is**

**in
danger
of
melting
and
releasing
radioactive
materials.**

[Home](#) | [World](#) | [U.S.](#) | [N.Y. / Region](#)

| [Technology](#) | [Science](#) | [Health](#)

| [Opinion](#) | [Arts](#) | [Style](#) | [Travel](#) |

| [Estate](#) | [Autos](#) | [Site Map](#)

© 2011 [The New York Times](#)

[Company](#) | [Privacy](#) | [Your Ad Choices](#)

| [Service](#) | [Terms of Use](#)

[Sale](#) | [Corrections](#) | [RSS](#) | [Help](#) | [Co](#)
[for Us](#) | [Advertise](#)
