

MARINE MAMMAL STRANDINGS ASSOCIATED WITH U.S. NAVY SONAR ACTIVITIES

PREPARED BY

U.S. NAVY MARINE MAMMAL PROGRAM

SPAWAR SYSTEMS CENTER PACIFIC

VERSION 02.20.2013

Cite as: Department of the Navy (DoN) (2013). Marine Mammal Strandings Associated with U.S. Navy Sonar Activities (version 02.20.2013). Space and Naval Warfare Systems Center Pacific, San Diego. 42p.

This Page Intentionally Left Blank

TABLE OF CONTENTS

1	INTRODUCTION	1
1.1	What is a Stranded Marine Mammal?	1
1.2	Unusual Mortality Events	2
1.3	United States Stranding Response Organization	2
2	POTENTIAL FACTORS INFLUENCING AND CAUSES FOR MARINE MAMMAL STRANDING.....	4
2.1	Natural Threats and Stranding Causes.....	4
2.1.1	Disease	5
2.1.2	Natural Neurotoxins	5
2.1.3	Hearing Deficits	6
2.1.4	Weather Events and Climate Influences.....	7
2.1.5	Navigation Error	7
2.1.6	Social Cohesion	8
2.2	Anthropogenic Threats and Stranding Causes	8
2.2.1	Fisheries Interaction: By-Catch and Entanglement.....	9
2.2.2	Vessel Strike	10
2.2.3	Marine Mammal Viewing.....	11
2.2.4	Ingestion of Marine Debris	11
2.2.5	Toxic Pollution	11
2.2.6	Exposure to Noise.....	12
3	STRANDING EVENTS ASSOCIATED WITH U.S. NAVY SONAR ACTIVITIES	13
3.1	Greece, 12 – 13 May 1996.....	14
3.2	Bahamas, 15 – 16 March 2000.....	15
3.3	Portugal, 10 – 14 May 2000.....	16
3.4	Canary Islands, 24 September 2002.....	16
3.5	Spain, 26 – 27 January 2006.....	18
4	STRANDINGS WITH SPECULATED LINKS TO U.S. NAVY SONAR ACTIVITES.....	19
4.1	Washington, 2 May – 2 June 2003	19
4.2	Alaska, 7 June – 19 July 2004.....	21
4.3	Hawaii, 3 – 4 July 2004.....	22
4.4	Japan, 1980 – 2004.....	26
4.5	North Carolina, 15 - 16 January 2005	26
5	CONCLUSIONS	28
6	REFERENCES	29

LIST OF FIGURES

Figure 1: Animal Mortalities from Harmful Algal Blooms within the United States, 1997-2006. 6
Figure 2: Human Threats to World Wide Small Cetacean Populations 9
Figure 3: Northwest Region Harbor Porpoise Strandings 1990 – 2006 21

1 INTRODUCTION

The following report presents specific information regarding marine mammal stranding events that may have been associated with U.S. Navy activities. Additionally, this report provides general information on other threats to marine mammals (natural and human-made) that may cause or contribute to strandings.

1.1 What is a Stranded Marine Mammal?

When an alive or dead marine mammal swims or floats onto shore and becomes “beached” or incapable of returning to sea, the event is termed a “stranding” (J. R. Geraci, Harwood, & Lounsbury, 1999; J.R. Geraci & Lounsbury, 2005; Perrin & Geraci, 2002). Animals outside of their “normal” habitat are also sometimes considered “stranded” even though they may not have beached themselves [e.g., the July 2004 Hanalei Bay “mass stranding event” (Southall, et al., 2006)]. The legal definition for a stranding within the United States is that “(A) a marine mammal is dead and is (i) on a beach or shore of the United States or (ii) in waters under the jurisdiction of the United States (including any navigable waters); or (B) a marine mammal is alive and is (i) on a beach or shore of the United States and is unable to return to the water; (ii) on a beach or shore of the United States and, although able to return to the water, is in need of apparent medical attention; or (iii) in the waters under the jurisdiction of the United States (including any navigable waters), but is unable to return to its natural habitat under its own power or without assistance” (16 United States Code [U.S.C.] section 1421h).

The majority of animals that strand are found dead or dying. For animals that strand alive, human intervention through medical aid or guidance seaward may be required for the animal to return to the sea. If unable to return to sea, rehabilitation at an appropriate facility may be determined as the best opportunity for animal survival.

Strandings are generally categorized as single, mass, and unusual mortality events. The most frequent type of stranding involves only one animal (or a mother/calf pair). Along the coasts of the continental United States, Alaska, and the U.S. Pacific Islands (including Hawaii) over a 9-year period (2001-2009), there were a total of 51,649 reported marine mammal strandings (12,545 cetaceans [average 1,394 per year] and 39,104 pinnipeds [average 4,345 per year])¹.

Mass stranding involves two or more marine mammals of the same species other than a mother/calf pair (Wilkinson, 1991), and may span one or more days and range over several miles (Bradshaw, Evans, & Hindell, 2006; Frantzis, 1998; Freitas, 2004; M. P. Simmonds & Lopez-Jurado, 1991; Walsh, Ewing, Odell, & Bossart, 2001). Several hypotheses have been given for mass strandings, which include the impact of shallow beach slopes on odontocete echolocation, disease or parasites, severe weather events, geomagnetic anomalies that affect navigation, following a food source in close to shore, avoiding predators, social interactions that cause other cetaceans to come to the aid of stranded animals, and human actions. Generally, inshore species do not strand in large numbers but as individuals. By contrast, pelagic species strand more often in larger numbers (J.R. Geraci & Lounsbury, 2005).

In North America, only a few species typically strand in groups of 15 or more, including sperm whales, pilot whales, false killer whales, Atlantic white-sided dolphins, white-beaked dolphins, and rough-toothed dolphins (Odell, 1987; Walsh, et al., 2001). Some species, such as pilot whales, false-killer whales, and melon-headed whales, occasionally strand in groups of 50 to 150 or more (Aragones, et al.,

¹ <http://www.nmfs.noaa.gov/pr/health/faq.htm> accessed 17 April 2012.

2010; J. R. Geraci, et al., 1999; Southall, et al., 2006). All of these normally pelagic species are highly sociable and infrequently encountered in shallow coastal waters. Species that commonly strand in small numbers include pygmy killer whales, common dolphins, bottlenose dolphins, Pacific white-sided dolphins, Fraser's dolphins, gray whale and humpback whale (west coast only), harbor porpoise, Cuvier's beaked whales, California sea lions, and harbor seals (J.R. Geraci & Lounsbury, 2005; Mazzuca, Atkinson, Keating, & Nitta, 1999).

1.2 Unusual Mortality Events

Unusual mortality events can be a series of single strandings or mass strandings, or unexpected mortalities (i.e., die-offs) that occur under unusual circumstances (Dierauf & Gulland, 2001; Gulland, 2006; Harwood, 2002). As published by the National Marine Fisheries Service (NMFS, 2006), revised criteria for defining a unusual mortality event include:

- (1) A marked increase in the magnitude or a marked change in the nature of morbidity, mortality, or strandings when compared with prior records.
- (2) A temporal change in morbidity, mortality, or strandings is occurring.
- (3) A spatial change in morbidity, mortality, or strandings is occurring.
- (4) The species, age, or sex composition of the affected animals is different than that of animals that are normally affected.
- (5) Affected animals exhibit similar or unusual pathologic findings, behavior patterns, clinical signs, or general physical condition (e.g., blubber thickness).
- (6) Potentially significant morbidity, mortality, or stranding is observed in species, stocks or populations that are particularly vulnerable (e.g., listed as depleted; threatened or endangered; or declining). For example, stranding of three or four right whales may be cause for great concern whereas stranding of a similar number of fin whales may not.
- (7) Morbidity is observed concurrent with or as part of an unexplained continual decline of a marine mammal population, stock, or species.

Unusual mortality events are usually unexpected and infrequent. As discussed below, unusual environmental conditions are probably responsible for most unusual mortality events and marine mammal die-offs (J. R. Geraci, et al., 1999; Vidal & Gallo-Reynoso, 1996; Walsh, et al., 2001). From 1991 to present (19 January 2013), there have been 56 formally recognized unusual mortality events in the United States. The unusual mortality events either involved single or multiple species and dozens to hundreds of individual marine mammals per event².

1.3 United States Stranding Response Organization

In 1992, Congress amended the Marine Mammal Protection Act (MMPA) to establish the Marine Mammal Health and Stranding Response Program under authority of the NMFS. The Marine Mammal Health and Stranding Response Program was created out of concern over marine mammal mortalities, to formalize the stranding response process, to focus efforts being initiated by numerous local stranding organizations, and as a result of public concern.

² <http://www.nmfs.noaa.gov/pr/health/mmume/> accessed 19 January 2013

Major elements of the Mammal Health and Stranding Response Program include:

- National Marine Mammal Stranding Network
- Marine Mammal Unusual Mortality Event Program
- National Marine Mammal Tissue Bank and Quality Assurance Program
- Marine Mammal Health Biomonitoring, Research, and Development
- Marine Mammal Disentanglement Network
- John H. Prescott Marine Mammal Rescue Assistance Grant Program (a.k.a. the Prescott Grant Program)
- Information Management and Dissemination.

The United States has a well-organized network in coastal states to respond to marine mammal strandings. Overseen by the NMFS, the National Marine Mammal Stranding Network is comprised of smaller organizations manned by professionals and volunteers from nonprofit organizations, aquaria, universities, and state and local governments trained in stranding response protocols, animal health, and disease investigation. Through a National Coordinator and six regional coordinators, NMFS authorizes and oversees stranding response activities and provides specialized training for network participants.

Historically, stranding reporting and response efforts have been inconsistent, although they have improved considerably within the United States over the last 20 years. Because of this, the current ability to interpret long-term trends in marine mammal stranding is limited. Nevertheless, stranding events provide scientists and resource managers information not available via other means, and may be the only way to learn key biological information about certain species such as their distribution, seasonal occurrence, and health (Danil, et al., 2010; J.R. Geraci & Lounsbury, 2005; Walsh, et al., 2001). In addition, necropsies, which are performed on stranded animals when the situation and resources allow, often supply the most effective means of investigating the causation of a stranding event.

2 POTENTIAL FACTORS INFLUENCING AND CAUSES FOR MARINE MAMMAL STRANDING

Reports of marine mammal strandings can be traced back to ancient Greece. Like any wildlife population, there are natural mortality events that influence marine mammal population dynamics, including starvation, predation, aging, reproductive success, and disease (Carretta, et al., 2007; J. R. Geraci, et al., 1999). Strandings may be reflective of this natural cycle or caused by anthropogenic sources (i.e., human impacts). Current science suggests that multiple factors, both natural and man-made, may act alone or in combination to cause a marine mammal to strand (Culik, 2002; J. R. Geraci, et al., 1999; J.R. Geraci & Lounsbury, 2005; NRC, 2006; Perrin & Geraci, 2002). While post-stranding data collection and necropsies of dead animals are attempted in an effort to find a possible cause for the stranding, it is often difficult to pinpoint one factor as a definitive cause of a given stranding. An animal weakened from one ailment potentially becomes susceptible to various other stressors (e.g., secondary infections), making it difficult to determine the initial factor in a possible cascade of events. In many stranding cases, scientists never learn the exact reason for the stranding.

Influencing factors and direct causes for marine mammal strandings potentially have both natural and human-influenced (anthropogenic) :

- Natural Stranding Causes
 - Disease
 - Natural neurotoxins
 - Hearing deficit
 - Weather and climatic influences
 - Navigation error
 - Social cohesion
 - Predation

- Anthropogenic Stranding Causes
 - Fisheries interaction
 - Vessel strike
 - Marine mammal viewing
 - Ingestion of marine debris
 - Toxic pollution
 - Acute noise exposure

2.1 Natural Threats and Stranding Causes

Significant natural causes of mortality, die-offs, and stranding include disease and parasitism; marine neurotoxins from algae; navigation errors that lead to inadvertent stranding; and climatic influences that impact the distribution and abundance of potential food resources (i.e., starvation). Other natural mortality not discussed in detail includes predation by other species such as sharks (Cockcroft, Cliff, & Ross, 1989; Heithaus, 2001), killer whales (Constantine, Visser, Buurman, Buurman, & McFadden, 1998; Guinet, Barrett-Lennard, & Loyer, 2000; Pitman, Ballance, Mesnick, & Chivers, 2001), and some species of pinniped (Hiruki, Schwartz, & Boveng, 1999; Robinson, Wynen, & Goldsworthy, 1999).

2.1.1 Disease

Like other mammals, marine mammals frequently suffer from a variety of diseases of viral, bacterial, parasitic, and fungal origin (Dunn, Buck, & Robeck, 2001; Harwood, 2002; Visser, Teppema, & Ostrhaus, 1991). Gulland and Hall (2005) provide a more detailed summary of individual and population effects of marine mammal diseases.

Microparasites such as bacteria, viruses, and other microorganisms (typically not visible to the naked eye) are commonly found in marine mammal habitats and usually pose little threat to a healthy animal (J. R. Geraci, et al., 1999). For example, long-finned pilot whales that inhabit the waters off of the northeastern coast of the United States are carriers of morbillivirus, yet have grown resistant to its usually lethal effects (J. R. Geraci, et al., 1999). Since the 1980s, however, virus infections have been strongly associated with marine mammal die-offs (Domingo, et al., 1992; J.R. Geraci & Lounsbury, 2005). Morbillivirus is the most significant marine mammal virus and suppresses a host's immune system, increasing risk of secondary infection (Harwood, 2002). A bottlenose dolphin unusual mortality event in 1993 and 1994 was caused by infectious disease. Die-offs ranged from northwestern Florida to Texas, with an increased number of deaths as it spread (NMFS, 2008). A 2004 unusual mortality event in Florida was also associated with dolphin morbillivirus (NMFS, 2004). Influenza A was responsible for the first reported mass mortality in the United States, occurring along the coast of New England in 1979-1980 (Harwood, 2002). Canine distemper virus (a type of morbillivirus) has been responsible for large scale pinniped mortalities and die-offs (Grachev, et al., 1989; Gulland & Hall, 2005; Kennedy, et al., 2000), while a bacteria, *Leptospira pomona*, is responsible for periodic die-offs in California sea lions about every four years (Gulland & Hall, 2005; Gulland, et al., 1996). It is difficult to determine whether microparasites commonly act as a primary pathogen, or whether they show up as a secondary infection in an already weakened animal (J. R. Geraci, et al., 1999). Most marine mammal die-offs from infectious disease in the last 30 years, however, have had viruses associated with them (J. R. Geraci, et al., 1999; Harwood, 2002; M.P. Simmonds & Mayer, 1997).

Macroparasites are large parasitic organisms (typically visible to the naked eye) that include lungworms, trematodes (parasitic flatworms), and protozoans (J. R. Geraci, et al., 1999; J.R. Geraci & St.Aubin, 1987). Marine mammals can carry many different types and have shown a robust tolerance for sizeable infestations unless compromised by illness, injury, or starvation (M. D. Dailey & Vogelbein, 1991; J. R. Geraci, et al., 1999; Morimitsu, et al., 1987). *Nasitrema*, a usually benign trematode found in the head sinuses of cetaceans (J. R. Geraci, et al., 1999), can cause brain damage if it migrates (Sam H. Ridgway & Dailey, 1972). As a result, this worm is one of the few directly linked to stranding in cetaceans (M. Dailey & Walker, 1978; J. R. Geraci, et al., 1999).

Non-infectious disease, such as congenital bone pathology of the vertebral column (osteomyelitis, spondylosis deformans, and ankylosing spondylitis), has been described in several species of cetacean (Alexander, Solangi, & Riegel, 1989; Kompanje, 1995; Paterson, 1984; Sweeney, et al., 2005). In humans, bone pathology, such as ankylosing spondylitis, can impair mobility and increase vulnerability to further spinal trauma (Resnick & Niwayama, 2002). Bone pathology has been found in cases of single strandings (Kompanje, 1995; Paterson, 1984) and in cetaceans prone to mass stranding (Sweeney, et al., 2005), possibly acting as a contributing or causal influence in both types of events.

2.1.2 Natural Neurotoxins

Some single cell marine algae common in coastal waters (e.g., dinoflagellates and diatoms) produce toxic compounds that can accumulate (termed bioaccumulation) in the tissues of fish and invertebrates (Gaydos, 2006; J. R. Geraci, et al., 1999; Harwood, 2002). Marine mammals become exposed to these

compounds when they eat contaminated prey, although exposure can also occur through inhalation and skin contact (Van Dolah, 2005). Figure 1 shows U.S. animal mortalities from 1997-2006 resulting from toxins produced during harmful algal blooms. Other algal toxins associated with marine mammal strandings include saxitoxins and ciguatoxins and are summarized by Van Dolah (2005).

In the Gulf of Mexico and along the mid- to southern Atlantic states, “red tides,” a form of harmful algal bloom, are created by a dinoflagellate (*Karenia brevis*) (Van Dolah, Doucette, Gulland, Rowles, & Bossart, 2003). *K. brevis* produces a neurotoxin known as brevetoxin. Brevetoxin has been associated with several marine mammal unusual mortality events within this area (Gaydos, 2006; J.R. Geraci, et al., 1989; Van Dolah, 2005; Van Dolah, et al., 2003). On the U.S. west coast and in the northeast Atlantic, several species of diatoms produce a biotoxin called domoic acid which has been linked to cetacean and sea lion strandings (J. R. Geraci, et al., 1999; Goldstein, et al., 2008; Greig, Gulland, & Kreuder, 2005; Torres de la Riva, et al., 2009; Van Dolah, 2005; Van Dolah, et al., 2003).

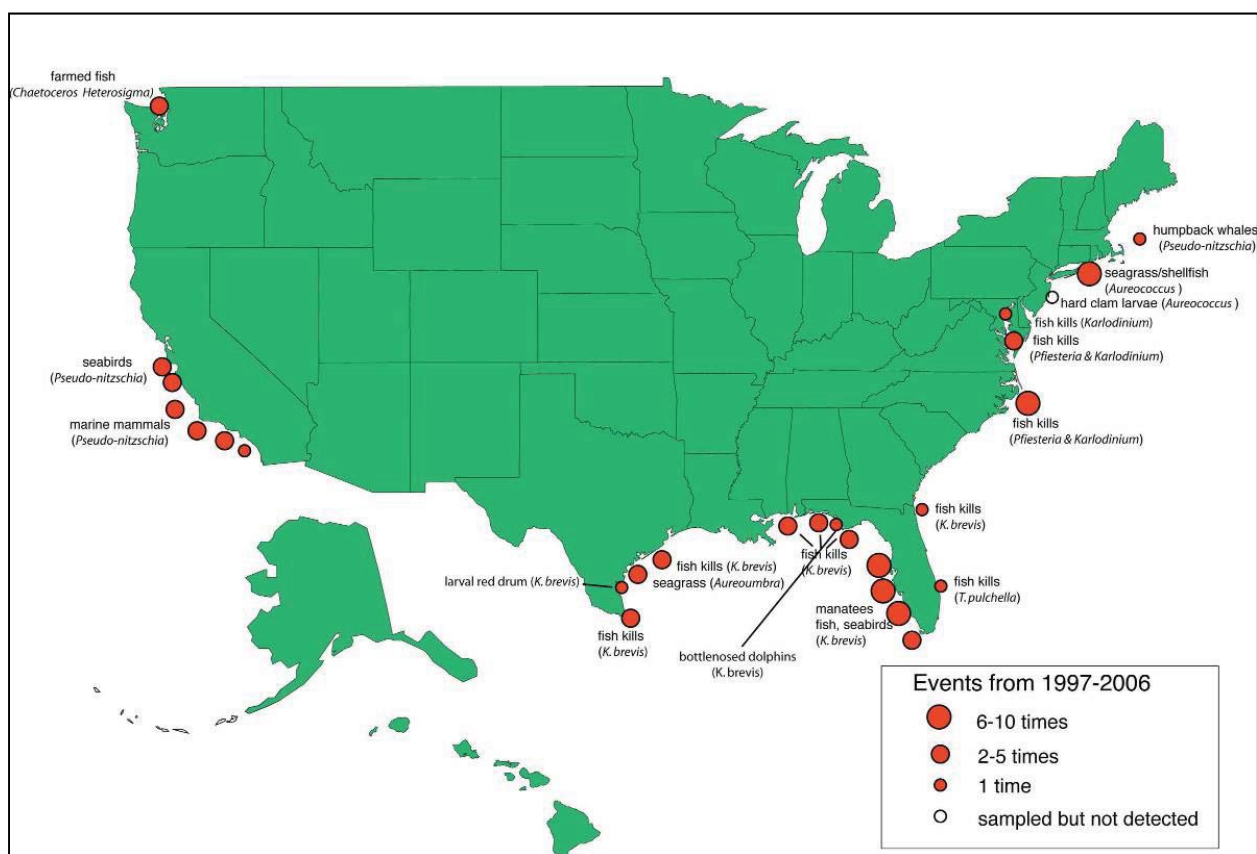


Figure 1: Animal Mortalities from Harmful Algal Blooms within the United States, 1997-2006.

Source: Woods Hole Oceanographic Institution) <http://www.whoi.edu/redtide/HABdistribution/HABmap.html>

2.1.3 Hearing Deficits

Oodontocetes (toothed whales) use echolocation for navigation and foraging, and hearing deficits could be a factor in stranding events involving odontocetes (Mann, et al., 2010; Schlundt, et al., 2011).

Hearing loss can occur as a result of age, exposure to toxins, and exposure to noise. Age-related hearing

loss has been documented in bottlenose dolphins (Dorian S. Houser & Finneran, 2006) and likely occurs in other species. Noise-induced hearing loss in mammals can result from proximity to intense sound or long term exposure to chronic noise, however, susceptibility to acute noise-induced hearing loss may be considerably different across species (Finneran, Schlundt, Dear, Carder, & Ridgway, 2002; Lucke, Siebert, Lepper, & Blanchet, 2009).

2.1.4 Weather Events and Climate Influences

Severe storms, hurricanes, typhoons, prolonged temperature extremes, and seasonal oceanographic conditions (e.g., seasonal variation in frontal systems and ocean currents) may lead to localized marine mammal strandings (J. R. Geraci, et al., 1999; R. J. Walker, Keith, Yankovsky, & Odell, 2005; Walsh, et al., 2001). Hurricanes may have been responsible for mass strandings of pygmy killer whales in the British Virgin Islands and Gervais' beaked whales in North Carolina (Mignucci-Giannoni, Toyos-Gonzalez, Perez-Padilla, Rodriguez-Lopez, & Overing, 2000; S.A. Norman & Mead, 2001). Storms in 1982-1983 along the California coast led to deaths of 2,000 northern elephant seal pups (Le Boeuf & Reiter, 1991). Ice movement along southern Newfoundland has forced groups of blue whales and white-beaked dolphins ashore (Sergeant, 1982).

The effect of large scale climatic changes to the world's oceans and how these changes impact marine mammals and influence strandings is difficult to quantify given the broad spatial and temporal scales involved and the cryptic movement patterns of many marine mammals (Learmonth, et al., 2006; S. E. Moore, 2005). The most immediate effect is decreased prey availability or altered distributions of prey as a result of changing oceanographic conditions. These may result in increased search effort required by marine mammals (Crocker, Costa, Le Boeuf, Webb, & Houser, 2006), potential starvation if not successful, and corresponding stranding due either directly to starvation or to disease or predation while in a more weakened and stressed state (Learmonth, et al., 2006; S. E. Moore, 2005; Selzer & Payne, 1988; Weise, Costa, & Kudela, 2006). Atypical prey distributions may also contribute to stranding by bringing animals closer to shore. For example, in southern Australia, movement of nutrient-rich waters pushed closer to shore by periodic meridional winds (occurring about every 12 to 14 years) may be responsible for bringing marine mammals closer to land, thus increasing the probability of stranding (Bradshaw, et al., 2006). Danil et al. (2010) concluded that strandings of common dolphin species peaked twice (early- to mid-1970s and late-1990s to 2008) coincident with "cool oceanographic regimes" in a coastal area. The authors also suggested that extralimital strandings of harbor porpoises in Southern California and temporal changes in stranding rates of Dall's porpoises and short-finned pilot whales may have been associated with changes in oceanographic conditions. Although the response of animals to altered prey distributions cannot be directly linked to these events, the concept that changing oceanographic conditions influence stranding probabilities provides an overarching model within which to explore possible causations.

2.1.5 Navigation Error

It has been hypothesized that marine mammals may be able to orient to the earth's magnetic field as a navigational cue and that areas of local magnetic anomalies may influence strandings (Bauer, Fuller, Perry, Dunn, & Zoeger, 1985; Kirschvink, 1990; Kirschvink, Dizon, & Westphal, 1986; Klinowska, 1985, 1986; M. M. Walker, Kirschvink, Ahmed, & Dizon, 1992). In a plot of live stranding positions in Great Britain with magnetic field maps, Klinowska (1985, 1986) observed an association between live stranding positions and magnetic field levels. In all cases, live strandings occurred at locations where magnetic minima, or lows in the magnetic fields, intersect the coastline. Kirschvink et al. (1986) plotted stranding locations on a map of magnetic data for the east coast of the United States and were able to develop

associations between stranding sites and locations where magnetic minima intersected the coast. The authors concluded that there were highly significant tendencies for cetaceans to beach themselves near these magnetic minima and coastal intersections. The results supported the hypothesis that cetaceans may have a magnetic sensory system similar to other migratory animals and that marine magnetic topography and patterns may influence long-distance movements (Kirschvink, et al., 1986). Walker et al. (1992) examined fin whale swim patterns off the northeastern United States continental shelf and reported that migrating animals aligned with lows in the geometric gradient or intensity. While a similar pattern between magnetic features and marine mammal strandings at New Zealand stranding sites was not seen (M. Brabyn & Frew, 1994), mass strandings in Hawaii typically were found to occur within a narrow range of magnetic anomalies (Mazzuca, et al., 1999).

Some researchers believe stranding may result from reductions in the effectiveness of echolocation within shallow water, especially with the pelagic species of odontocetes that may be less familiar with the coastline (Chambers & James, 2005; Dudok van Heel, 1966). For an odontocete, echoes from echolocation signals contain important information on the location and identity of underwater objects and the shoreline. The authors postulate that the gradual slope of a beach may present difficulties to the navigational systems of some cetaceans, since it is common for live strandings to occur along beaches with shallow, sandy gradients (M. W. Brabyn & McLean, 1992; Maldini, Mazzuca, & Atkinson, 2005; Mazzuca, et al., 1999; R. J. Walker, et al., 2005). A contributing factor to echolocation interference in turbulent, shallow water is the presence of microbubbles from the interaction of wind, breaking waves, and currents. Additionally, ocean water near the shoreline can have an increased turbidity (e.g., floating sand or silt, particulate plant matter, etc.) due to the run-off of fresh water into the ocean, either from rainfall or from freshwater outflows (e.g., rivers and creeks). Collectively, these factors can reduce and scatter the sound energy within echolocation signals and reduce the perceptibility of returning echoes.

2.1.6 Social Cohesion

Many pelagic species such as sperm whales, pilot whales, melon-headed whales, false killer whales, and some dolphins occur in large groups with strong social bonds between individuals. When one or more animals strand due to any number of causative events, then the entire pod may follow suit out of social cohesion (Conner, 2000; J. R. Geraci, et al., 1999; Perrin & Geraci, 2002).

2.2 Anthropogenic Threats and Stranding Causes

With the exception of historic whaling in the 19th and early part of the 20th century, over the past few decades there has been an increase in marine mammal mortalities associated with a variety of human activities (Culik, 2002; J. R. Geraci, et al., 1999). These include fisheries interactions (entanglement, bycatch and directed catch), pollution (marine debris, toxic compounds), habitat modification (degradation, prey reduction), direct trauma (vessel strikes, gunshots), and acute noise exposure. Figure 2 shows potential worldwide risk to small cetaceans by source.

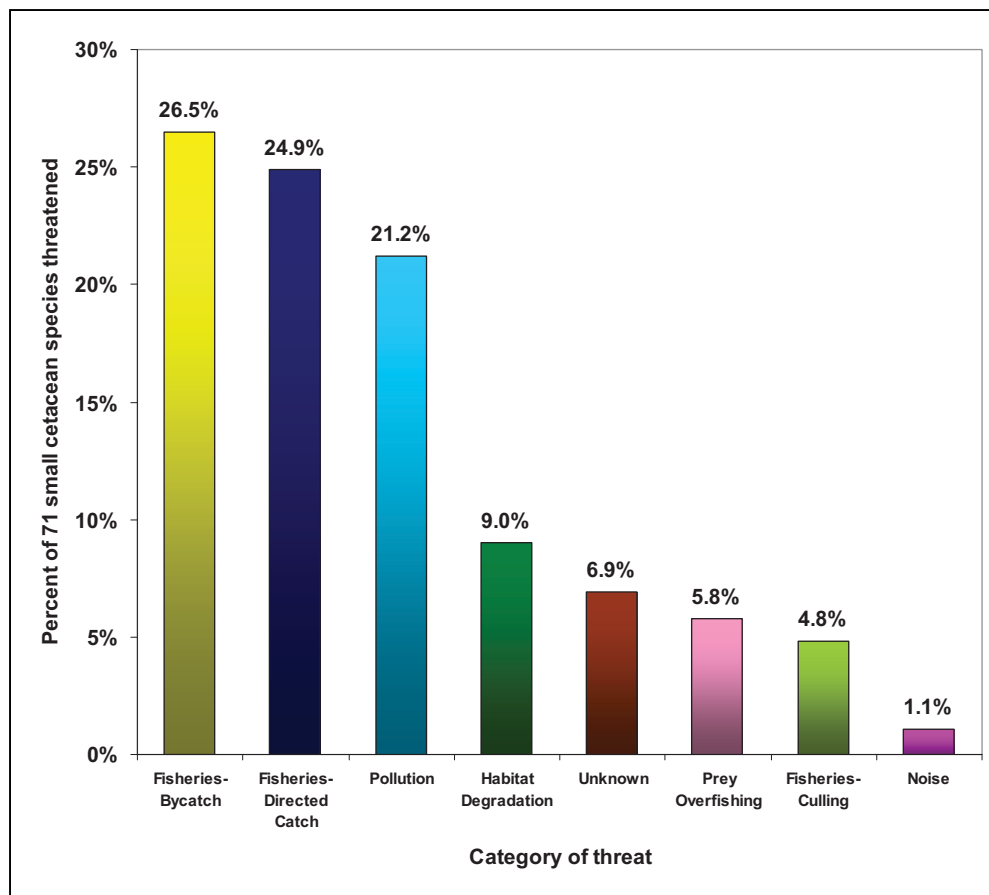


Figure 2: Human Threats to World Wide Small Cetacean Populations

Source: (Culik, 2002)

2.2.1 Fisheries Interaction: By-Catch and Entanglement

The incidental catch of marine mammals in commercial fishery activities is a significant threat to the survival and recovery of many populations of marine mammals (Campagna, Falabella, & Lewis, 2007; Culik, 2002; J. R. Geraci, et al., 1999; J.R. Geraci & Lounsbury, 2005; Read, Drinker, & Northridge, 2006; Zeeberg, Corten, & de Graaf, 2006).

Bycatch is the catching of non-target species within a given fishing operation and can include non-commercially used invertebrates, fish, sea turtles, birds, and marine mammals (NRC, 2006). Read et al. (2006) attempted to estimate the magnitude of marine mammal bycatch in United States and global fisheries. Data on marine mammal bycatch within the United States was obtained from fisheries observer programs, reports of entangled stranded animals, and fishery logbooks, and was then extrapolated to estimate global bycatch by using the ratio of U.S. fishing vessels to the total number of vessels within the world's fleet (Read, et al., 2006). Within U.S. fisheries, between 1990 and 1999 the mean annual bycatch of marine mammals was 6,215 animals, with a standard error of +/- 448 (Read, et al., 2006). Eighty-four percent of cetacean bycatch occurred in gill-net fisheries, with dolphins and porpoises constituting most of the bycatch. Over the decade there was a 40 percent decline in marine mammal bycatch, which was significantly lower from 1995-1999 than it was from 1990-1994. Read et al. (2006) suggest that this is primarily due to effective conservation measures that were implemented during this period. Read et al. (2006) then extrapolated bycatch data for the same time period to estimate an annual global bycatch of 653,365 marine mammals, with most of the world's bycatch

occurring in gill-net fisheries. With global marine mammal bycatch likely to be in the hundreds of thousands every year, bycatch in fisheries is the single greatest threat to many marine mammal populations around the world.

Entanglement in active fishing gear is a major cause of death or severe injury among the endangered whales. Entangled marine mammals may die as a result of drowning, escape with pieces of gear still attached to their bodies, manage to be set free either of their own accord, or are set free by human intervention. Many large whales carry off gear after becoming entangled (J. R. Geraci, et al., 1999; Read, et al., 2006). Many times when a marine mammal swims off with gear attached, the end result is fatal. The gear may encumber the animal's swimming or diving or it can be wrapped around a crucial body part and tighten over time, causing tissue trauma, affecting circulation, and possibly leading to infection. Stranded marine mammals frequently exhibit signs of previous fishery interaction, such as scarring or gear attached to their bodies, and the cause of death for many stranded marine mammals is often attributed to such interactions (Robin W. Baird & Gorgone, 2005). Because marine mammals that die or are injured in fisheries may not wash ashore and because not all animals that do wash ashore exhibit clear signs of interactions, stranding data probably underestimate fishery-related mortalities and injuries.

From 1993 through 2003, 1,105 harbor porpoises were reported stranded from Maine to North Carolina, many of which had cuts and body damage suggestive of net entanglement (NMFS, 2005b). In 1999 it was possible to determine that the cause of death for 38 of the stranded porpoises in that year were from fishery interactions (NMFS, 2005b). An estimated 78 baleen whales were killed annually in the offshore Southern California/Oregon drift gillnet fishery during the 1980s (Heyning & Lewis, 1990). In the Hawaiian islands during the 2009-2010 humpback whale season, the Hawaiian Islands Large Whale Entanglement Response Network confirmed 11 different animals entangled in various types of gear (NMFS, 2010).

2.2.2 Vessel Strike

Vessel strikes to marine mammals are another cause of mortality and stranding (De Stephanis & Urquiola, 2006; J.R. Geraci & Lounsbury, 2005; Laist, Knowlton, Mead, Collet, & Posesta, 2001). An animal at the surface could be struck directly by a vessel, a surfacing animal could hit the bottom of a vessel, or an animal just below the surface could be cut by a vessel's propeller.

The severity of injuries typically depends on the size and speed of the vessel (A.R. Knowlton & Kraus, 2001; Laist, et al., 2001; Vanderlaan & Taggart, 2007). An examination of all known ship strikes from all shipping sources (civilian and military) indicates vessel speed is a principal factor in whether a strike results in death (Jensen & Silber, 2003; A.R. Knowlton & Kraus, 2001; Laist, et al., 2001; Vanderlaan & Taggart, 2007). In assessing records in which vessel speed was known, Laist et al. (2001) found a direct relationship between the occurrence of a whale strike and the speed of the vessel involved in the collision. The authors concluded that most deaths occurred when a vessel was traveling in excess of 13 knots. Jensen and Silber (2003) detailed 292 records of known or probable ship strikes of all large whale species from 1975 to 2002. Of these, vessel speed at the time of collision was reported for 58 cases. Of these cases, 39 (or 67 percent) resulted in serious injury or death. Operating speeds of vessels that struck various species of large whales ranged from 2 to 51 knots. The majority (79 percent) of these strikes occurred at speeds of 13 knots or greater. The average speed that resulted in serious injury or death was 18.6 knots. Pace and Silber (2005) found that the probability of death or serious injury increased rapidly with increasing vessel speed. Specifically, the predicted probability of serious injury or death increased from 45 percent to 75 percent as vessel speed increased from 10 to 14 knots, and

exceeded 90 percent at 17 knots. Higher speeds during collisions result in greater force of impact, but higher speeds also appear to increase the chance of severe injuries or death by pulling whales toward the vessel. Computer simulation modeling showed that hydrodynamic forces pulling whales toward the vessel hull increase with increasing speed (Clyne, 1999; Amy R. Knowlton, Korsmeyer, Kerwin, Wu, & Hynes, 1995; Silber, Slutsky, & Bettridge, 2010).

2.2.3 Marine Mammal Viewing

Although considered by many to be a non-consumptive use of marine mammals with economic, recreational, educational, and scientific benefits, marine mammal watching is not without potential negative impacts. One concern is that animals become more vulnerable to vessel strikes once they habituate to vessel traffic (Swingle, Barco, Pitchford, McLellan, & Pabst, 1993; Wiley, Asmutis, Pitchford, & Gannon, 1995); habitats may be abandoned or adverse impacts may occur if disturbance levels are too high (Courbis & Timmel, 2009; Lusseau & Bejder, 2007; Noren, Johnson, Rehder, & Larson, 2009; Stockin, Lusseau, Binedell, Wiseman, & Orams, 2008; Rob Williams, Lusseau, & Hammond, 2006). A marine mammal's behavioral response to vessels varies from avoidance to attraction to indifference and apparently depends on the complex interaction of many contextual factors such the distance of the vessel from the animal, vessel speed, vessel direction, vessel noise, the number of vessels as well as the animal's predisposition and prior experience (Au & Perryman, 1982; Erbe, 2002; Jansen, Boveng, Dahle, & Bengtson, 2010; Magalhaes, et al., 2002; Nowacek, Johnson, & Tyack, 2004; Richardson, Greene, Malme, & Thomson, 1995; Watkins, 1986; R. Williams, Trites, & Bain, 2002; Wursig, Lynn, Jefferson, & Mullin, 1998).

2.2.4 Ingestion of Marine Debris

Debris in the marine environment is a hazard for many marine mammals. Debris may cause entanglement and animals may mistake plastics and other debris for food or incidentally consume it while foraging (Denuncio, et al., 2011; R. Fernandez, Santos, Carrillo, Tejedor, & Pierce, 2009; Whitehead, 2003) (Jacobsen, Massey, & Gulland, 2010; Stamper, Whitaker, & Schofield, 2006). Consumption of debris is potentially fatal. From 1990 through October 1998, 215 pygmy sperm whales stranded along the U.S. Atlantic coast (New York to the Florida Keys) with the remains of plastic bags and other debris found in the stomachs of 13 of these animals (NMFS, 2005c). Twenty-eight percent of 106 incidentally captured Franciscana dolphins (*Pontoporia blainvillei*) had ingested plastic debris (Denuncio, et al., 2011). Sperm whales are also known to ingest plastic debris (Whitehead, 2003), and this has occasionally led to mortality (Jacobsen, et al., 2010). Numerous other species of marine mammals are known to consume debris and plastics (R. W. Baird & Hooker, 2000; R. Fernandez, et al., 2009; Secchi & Zarzur, 1999; Stamper, et al., 2006; Tarpley & Marwitz, 1993), but the scale to which this affects marine mammal populations is unknown.

2.2.5 Toxic Pollution

Research has demonstrated high concentrations of potentially toxic substances (e.g., organochlorines used as pesticides, perfluorinated chemicals and polychlorinated biphenyls, mercury, and others) have been found in a many marine mammal species from a diversity of locations (Fossi, et al., 2004; Hall, et al., 2006; Hart, et al., 2008; Sascha K. Hooker, et al., 2008; O'Hara, Krahn, Boyd, Becker, & Philo, 1999; Wintle, Duffield, Barros, Jones, & Rice, 2011). Research has indicated an increase in marine mammal disease associated with bioaccumulation of these substances in some species (Hall, et al., 2006; Tabuchi, et al., 2006). Generally, the effects of contaminants are more likely to be indirect, potentially affecting prey species availability or increasing disease susceptibility (J. R. Geraci, et al., 1999). In other more rare cases, anthropogenic events may have direct and detectable effects on marine mammals and their

habitat, such as the 2010 Deep Water Horizon oil spill which covered a vast area of the northern Gulf of Mexico for a period of approximately three months. An unusual mortality event, preliminarily involving 865 whales and dolphins, was declared in the northern Gulf of Mexico from February 2010 through the present (19 February 2013)³; although exposure to oil-related toxins is suspected, an investigation is ongoing and no definitive cause has yet been identified for the increase in cetacean strandings (NMFS, 2011) .

2.2.6 Acute Noise Exposure

Over the past three decades, several mass stranding events have been associated with or speculated to be related to naval operations, seismic surveys, and other anthropogenic activities that introduce sound into the marine environment (Canary Islands, Greece, Vieques, U.S. Virgin Islands, Madeira Islands, Haro Strait [Washington], Alaska, Hawaii, North Carolina). Therefore, acute noise exposure has the potential to either directly or indirectly contribute to stranding events.

Stranding events associated or speculated to be associated with the use of naval sonar are detailed in the following two chapters.

³ http://www.nmfs.noaa.gov/pr/health/mmume/cetacean_gulfofmexico2010.htm accessed on 19 February 2013

3 STRANDING EVENTS ASSOCIATED WITH U.S. NAVY SONAR ACTIVITIES

The following section analyzes stranding events in which U.S. Navy sonar was suspected of being associated with a marine mammal mass stranding. Most of the events involve a particular group of whales, the beaked whales. While beaked whale strandings have been reported since the 1800s (Cox, et al., 2006; J.R. Geraci & Lounsbury, 2005; Podesta, et al., 2006), over the past two decades several mass strandings involving beaked whales have been coincident with naval operations that included active sonar (Cox, et al., 2006; A. D'Amico, et al., 2009; Filadelfo, Mintz, Michlovich, D'Amico, & Ketten, 2009; Frantzis, 1998; Jepson, et al., 2003; M. P. Simmonds & Lopez-Jurado, 1991).

A review of historical data (mostly anecdotal) maintained by the National Museum of Natural History, Smithsonian Institution reported 49 beaked whale mass stranding events between 1838 and 1999. The largest reported beaked whale mass stranding occurred in the 1870s in New Zealand when 28 Gray's beaked whales (*Mesoplodon grayi*) stranded. Blainsville's beaked whale (*Mesoplodon densirostris*) strandings are rare, and records show that one mass stranding was reported in 1989 in the Canary Islands. Cuvier's beaked whales (*Ziphius cavirostris*) are the most frequently reported beaked whale to strand, with 21 known stranding events (both single and mass) totaling more than 129 animals from 1804 through 2000 (DoC, 2001).

D'Amico et al. (2009) recently reviewed beaked whale mass strandings occurring in the 54 years between 1950 and 2004. The review suggested that 12 of 126 of the strandings could be considered to have coincided in space and time with naval activity that may have included active sonar use⁴. A number of potential mechanisms have been hypothesized to potentially explain the relationship between marine mammal strandings and MFA sonar activity. Among those receiving the most attention are a behavioral flight response to acoustic exposure that results in stranding or a flight response that results in the physiological consequence of inert bubble formation. Unfortunately, to date no definitive causal mechanisms by which MFA sonar could lead to the reported strandings and traumas has been made. Furthermore, why beaked whales seem to be particularly averse to sonar, but only in specific and relatively rare cases, has not been determined and is open to speculation.

While sonar may be a contributing factor to a small number of strandings under certain rare conditions, other contextual, physiological, or behavioral factors likely contribute to the necessary conditions for stranding to occur (A. D'Amico, et al., 2009; Filadelfo, Mintz, et al., 2009; P. Tyack, 2009; Peter L. Tyack, et al., 2011). In established Navy instrumented ranges, such as those in the Bahamas, Hawaii, and Southern California, where beaked whales are present and training and testing using sonar has been routine for decades, there have been no stranded beaked whales associated with sonar use (Filadelfo, Mintz, et al., 2009; Filadelfo, Pinelis, et al., 2009). A review of past stranding events associated with sonar suggests that the potential factors that may contribute to a stranding event are steep bathymetry changes, narrow channels, multiple sonar ships, surface ducting and the presence of beaked whales that may be more adverse than other species to sonar and anthropogenic noise in general (A. D'Amico, et al., 2009; Southall, et al., 2007; P. Tyack, 2009).

The U.S. Navy closely coordinates with NMFS in the investigation of marine mammal strandings that are potentially associated with Navy sonar activities to better understand the events surrounding the strandings. The Navy has studied several stranding events in detail that may have occurred in

⁴ Historical records documenting use of active sonar use in exercises prior to 2006 are not readily available, are inconsistent in the level of information provided when available, and are therefore not conclusive regarding the use of sonar. See D'Amico et al. (2009) for a discussion on the availability and ranking criteria for data in regard to these conclusions.

association with Navy sonar activities. Information was collected on mass stranding events (events in which two or more cetaceans stranded) that have occurred and for which reports are available, from the past 40 years. Any causal agents that have been associated with those stranding events were also identified. Training involving sonar has been conducted since World War II and the sonar systems in use today are the same output transducers in use since the 1970's (DoN, 2008).

The following subsections discuss five specific stranding events that the U.S. Navy has agreed were associated in time and location with the use of sonar. Four of the five events occurred during North Atlantic Treaty Organization (NATO) training or testing where U.S. Navy presence was limited. One of the five events involved only U.S. Navy ships (Bahamas). Of note, the total from these five events represent a small number of animals (50 cetaceans) over the 13-year period since 1996 and most worldwide beaked whale strandings are not linked to naval sonar activity (ICES, A. D'Amico, et al., 2009; 2005; Podesta, et al., 2006).

The following beaked whale stranding events were potentially associated with Navy sonar activities:

- 1996 May Greece (NATO)
- 2000 March Bahamas (US)
- 2000 May Portugal, Madeira Islands (NATO/US)
- 2002 September Spain, Canary Islands (NATO/US)
- 2006 January Spain, Mediterranean Sea coast (NATO/US)

3.1 Greece, 12 – 13 May 1996

Description: Twelve Cuvier's beaked whales (*Ziphius cavirostris*) stranded along a 38.2-kilometer stretch of the coast of the Kyparissiakos Gulf on 12 and 13 May 1996 (Frantzis, 1998). From May 11 through May 15, the NATO research vessel Alliance was conducting sonar tests with signals of 600 Hz and 3 kHz and source levels (SPL measured at 1 m from the source) of 228 and 226 dB re 1 μ Pa, respectively (D'Spain, D'Amico, & Fromm, 2006; Angela D'Amico & Verboom, 1998). The timing and the location of the testing encompassed the time and location of the whale strandings (Frantzis, 1998).

Findings: Partial necropsies of eight of the animals were performed, including external assessments and the sampling of stomach contents. No abnormalities attributable to acoustic exposure were observed, but the stomach contents indicated that the whales were feeding on cephalopods soon before the stranding event. No unusual environmental events before or during the stranding event could be identified (Frantzis, 1998).

Conclusions: The timing and spatial characteristics of this stranding event were atypical of stranding in Cuvier's beaked whales, particularly in this region of the world. No natural phenomenon that might contribute to the stranding event could be identified that coincided in time with the mass stranding. Because of the rarity of mass strandings in the Greek Ionian Sea, the probability that the sonar tests and stranding were independent of one another was estimated as being extremely low (Frantzis, 1998). However, because information from the necropsies was incomplete and inconclusive, the cause of the stranding was not precisely determined.

3.2 Bahamas, 15 – 16 March 2000

Description: Seventeen marine mammals – nine Cuvier’s beaked whales, three Blainville’s beaked whales (*Mesoplodon densirostris*), two unidentified beaked whales, two minke whales (*Balaenoptera acutorostrata*), and one spotted dolphin (*Stenella frontalis*), stranded along the northeast and northwest Providence Channels of the Bahamas Islands on 15-16 March 2000 (DoC, 2001). The strandings occurred over a 36-hour period and coincided with U.S. Navy use of MFA sonar within the channel. Navy ships were involved in tactical sonar exercises for approximately 16 hours on March 15. The ships, which operated the AN/SQS-53C and AN/SQS-56, moved through the channel while emitting sonar pings approximately every 24 seconds. The timing of pings was staggered between ships. The nominal source levels of these sonar systems is 235 dB re 1 μ Pa SPL (AN/SQS-53C) and 223 dB re 1 μ Pa SPL (AN/SQS-56). The center frequency of pings was 3.3 kHz and 6.8 to 8.2 kHz, respectively.

Seven of the animals that stranded died, while ten animals were returned to the water alive. The animals known to have died included five Cuvier’s beaked whales, one Blainville’s beaked whale, and the single spotted dolphin. Six necropsies were performed and three of the six necropsied animals (one Cuvier’s beaked whale, one Blainville’s beaked whale, and the spotted dolphin) were fresh enough to permit identification of pathologies by computed tomography. Tissues from the remaining three animals were in a state of advanced decomposition at the time of inspection.

Findings: The spotted dolphin demonstrated poor body condition and evidence of a systemic debilitating disease. In addition, since the dolphin stranding site was isolated from the acoustic activities of Navy ships, it was determined that the dolphin stranding was unrelated to the presence of Navy active sonar.

All five necropsied beaked whales were in good body condition and did not show any signs of external trauma or disease (DoC, 2001). In the two best preserved whale specimens, hemorrhage was associated with the brain and hearing structures. Specifically, subarachnoid hemorrhage within the temporal region of the brain and intracochlear hemorrhages were noted. Similar findings of bloody effusions around the ears of two other moderately decomposed whales were consistent with the same observations in the freshest animals. In addition, three of the whales had small hemorrhages in their acoustic fats, which are fat bodies used in sound production and reception (i.e., fats of the lower jaw and the melon). The best-preserved whale demonstrated acute hemorrhage within the kidney, inflammation of the lung and lymph nodes, and congestion and mild hemorrhage in multiple other organs. Other findings were consistent with stresses and injuries associated with the stranding process. These consisted of external scrapes, pulmonary edema and congestion.

Conclusions: The post-mortem analyses of stranded beaked whales led to the conclusion that the immediate cause of death resulted from overheating, cardiovascular collapse and stresses associated with being stranded on land (DoC, 2001). However, subarachnoid and intracochlear hemorrhages were believed to have occurred prior to stranding and were hypothesized as being related to an acoustic event. Passive acoustic monitoring records demonstrated that no large scale acoustic activity besides the Navy sonar exercise occurred in the times surrounding the stranding event. The mechanism by which sonar could have caused the observed traumas or caused the animals to strand was undetermined. The spotted dolphin was in overall poor condition for examination, but showed indications of long-term disease. No analysis of baleen whales (minke whale) was conducted. Baleen whale stranding events have not been associated with either low-frequency or mid-frequency sonar use (ICES, 2005).

3.3 Portugal, 10 – 14 May 2000

Description: Three Cuvier's beaked whales stranded on two islands in the Madeira Archipelago, Portugal, from 10 – 14 May 2000 (Cox, et al., 2006; Freitas, 2004). A joint NATO amphibious training exercise, named "Linked Seas 2000," which involved participants from 17 countries, took place in Portugal during 2 – 15 May, 2000. The timing and location of the exercises overlapped with that of the stranding incident.

Findings: Two of the three whales were necropsied. Two heads were taken to be examined. One head was intact and examined grossly and by computed tomography; the other was only grossly examined because it was partially flensed (to strip the blubber or skin) and had been seared from an attempt to dispose of the whale by fire (Ketten, 2005).

No blunt trauma was observed in any of the whales. Consistent with prior computed tomography scans of beaked whales stranded in the Bahamas 2000 incident, one whale demonstrated subarachnoid and peribullar hemorrhage and blood within one of the brain ventricles. Post-cranially, the freshest whale demonstrated renal congestion and hemorrhage, which was also consistent with findings in the freshest specimens in the Bahamas incident.

Conclusions: The pattern of injury to the brain and auditory system were similar to those observed in the Bahamas strandings, as were the kidney lesions and hemorrhage and congestion in the lungs (Ketten, 2005). The similarities in pathology and stranding patterns between these two events suggested a similar causative mechanism. Although the details about whether or how sonar was used during "Linked Seas 2000" is unknown, the presence of naval activity within the region at the time of the strandings suggested a possible relationship to Navy activity.

3.4 Canary Islands, 24 September 2002

Description: On September 24, 2002, 14 beaked whales stranded on Fuerteventura and Lanzarote Islands in the Canary Islands. Seven of the 14 whales died on the beach and the other seven were returned to the ocean. Four beaked whales were found stranded dead over the next three days either on the coast or floating offshore (Fernández, et al., 2005). At the time of the strandings, an international naval exercise (Neo-Tapon 2002) that involved numerous surface warships and several submarines was being conducted off the coast of the Canary Islands. Tactical MFA sonar was utilized during the exercises, and strandings began within hours of the onset of the use of MFA sonar (Fernández, et al., 2005).

Findings: Eight Cuvier's beaked whales, one Blainville's beaked whale, and one Gervais' beaked whale were necropsied; six of them within 12 hours of stranding (Fernández, et al., 2005). The stomachs of the whales contained fresh and undigested prey contents. No pathogenic bacteria were isolated from the whales, although parasites were found in the kidneys of all of the animals. The head and neck lymph nodes were congested and hemorrhages were noted in multiple tissues and organs, including the kidney, brain, ears, and jaws. Widespread fat emboli were found throughout the carcasses, but no evidence of blunt trauma was observed in the whales. In addition, the parenchyma of several organs contained macroscopic intravascular bubbles and lesions, putatively associated with nitrogen off-gassing.

Conclusions: The association of NATO mid-frequency sonar use close in space and time to the beaked whale strandings, and the similarity between this stranding event and previous beaked whale mass

strandings coincident with sonar use, suggests that a similar scenario and causative mechanism of stranding may be shared between the events. Beaked whales stranded in this event demonstrated brain and auditory system injuries, hemorrhages, and congestion in multiple organs, similar to the pathological findings of the Bahamas and Madeira stranding events. In addition, the necropsy results of the Canary Islands stranding event lead to the hypothesis that the presence of disseminated and widespread gas bubbles and fat emboli were indicative of nitrogen bubble formation, similar to what might be expected in decompression sickness (Fernández, et al., 2005; Jepson, et al., 2003). Whereas gas emboli would develop from the nitrogen gas, fat emboli would enter the blood stream from ruptured fat cells (presumably where nitrogen bubble formation occurs) or through the coalescence of lipid bodies within the blood stream.

The possibility that the gas and fat emboli found by Fernández et al. (2005) was due to nitrogen bubble formation has been hypothesized to be related to either direct activation of the bubble by sonar signals or to a behavioral response in which the beaked whales flee to the surface following sonar exposure. The first hypothesis is related to rectified diffusion (Crum & Mao, 1996), the process of increasing the size of a bubble by exposing it to a sound field. This process is facilitated if the environment in which the ensonified bubbles exist is supersaturated with gas. Repetitive diving by marine mammals can cause the blood and some tissues to accumulate gas to a greater degree than is supported by the surrounding environmental pressure (S. H. Ridgway & Howard, 1979). Deeper and longer dives of some marine mammals, such as those conducted by beaked whales, are theoretically predicted to induce greater levels of supersaturation (S. K. Hooker, Baird, & Fahlman, 2009; D. S. Houser, Howard, & Ridgway, 2001). If rectified diffusion were possible in marine mammals exposed to high-level sound, conditions of tissue supersaturation could theoretically speed the rate and increase the size of bubble growth. Subsequent effects due to tissue trauma and emboli would presumably mirror those observed in humans suffering from decompression sickness. It is unlikely that the brief duration of sonar pings would be long enough to drive bubble growth to any substantial size without whales being immediately adjacent to the causative sound source. Indeed, follow-on work has demonstrated that for highly supersaturated tissues, exposure levels would necessarily be higher than is likely to occur in the real world (Crum, et al., 2005). However, an alternative but related hypothesis has also been suggested: stable bubbles could be destabilized by high-level sound exposures such that bubble growth then occurs through static diffusion of gas out of the tissues. In such a scenario the marine mammal would need to be in a gas-supersaturated state long enough for bubbles to become of a problematic size. The second hypothesis speculates that rapid ascent to the surface following exposure to a startling sound might produce tissue gas saturation sufficient for the evolution of nitrogen bubbles (Fernández, et al., 2005; Jepson, et al., 2003). In this scenario, the rate of ascent would need to be sufficiently rapid to compromise behavioral or physiological protections against nitrogen bubble formation. Beaked whales often make rapid ascents from deep dives suggesting that it is unlikely that beaked whales would suffer from decompression sickness, although more recent work argues that the potential remains due to the natural dive behavior of certain beaked whale species (P. L. Tyack, Johnson, Aguilar Soto, Sturlese, & Madsen, 2006). It has been speculated that if repetitive shallow dives are used by beaked whales to avoid a predator or sound source, they could accumulate high levels of nitrogen because they would be above the depth of lung collapse (above about 210 feet) which could lead to decompression sickness (Zimmer & Tyack, 2007).

Although theoretical predictions suggest the possibility for acoustically mediated bubble growth, there is considerable disagreement among scientists as to its likelihood (Piantadosi & Thalmann, 2004). Sound exposure levels predicted to cause *in vivo* bubble formation within diving cetaceans have not been evaluated and are suspected as needing to be very high (Crum, et al., 2005). In contrast, an analysis of sperm whale bones spanning 111 years, gas embolism symptoms were observed indicating that sperm

whales may be susceptible to repetitive decompression insults due to their natural diving behavior (M. J. Moore & Early, 2004).

3.5 Spain, 26 – 27 January 2006

Description: The Spanish Cetacean Society reported an atypical mass stranding of four beaked whales that occurred 26 – 28 January 2006, on the southeast coast of Spain near Mojacar (Gulf of Vera) in the western Mediterranean Sea. According to the report, two of the whales were discovered the evening of January 26 and were found to be still alive (A. Fernandez, 2006). Two other whales were discovered on January 27, but had already died. A following report stated that the first three animals were located near the town of Mojacar and were examined by a team from the University of Las Palmas de Gran Canarias, with the help of the stranding network of Ecologistas en Acción Almería-PROMAR and others from the Spanish Cetacean Society. The fourth animal was found dead on the afternoon of January 27, a few kilometers north of the first three animals.

From 25 - 26 January, 2006, a NATO surface ship group (seven ships including one U.S. ship under NATO operational command) conducted active sonar training against a Spanish submarine within 50 nm of the stranding site.

Findings: Veterinary pathologists necropsied the two male and two female beaked whales (*Z. cavirostris*).

Conclusions: According to the pathologist (A. Fernandez, 2006), a likely cause of this type of beaked whale mass stranding event may have been anthropogenic acoustic activities. However, no detailed pathological results confirming this supposition have been published to date, and no positive acoustic link was established as a direct cause of the stranding.

4 STRANDINGS WITH SPECULATED LINKS TO U.S. NAVY SONAR ACTIVITIES

The following sections present marine mammal strandings which were speculated to be linked to U.S. Navy sonar activities. As detailed in the individual case study conclusions below, the U.S. Navy believes there is enough evidence available to refute allegations of impacts from mid-frequency sonar or indicate a substantial degree of uncertainty that precludes a meaningful scientific conclusion.

4.1 Washington, 2 May – 2 June 2003

Description: At 1040 hours on 5 May 2003, the USS SHOUP began the use of mid-frequency tactical active sonar as part of a naval exercise. At 1420, the USS SHOUP entered the Haro Strait and terminated active sonar use at 1438. Between 2 May and 2 June 2003, approximately 16 strandings involving 15 harbor porpoises (*Phocoena phocoena*) and one Dall's porpoise (*Phocoenoides dalli*) had been reported to the Northwest Marine Mammal Stranding Network. A comprehensive review of all strandings and the events involving USS SHOUP on 5 May 2003 were presented in Department of Navy (2003). Given that the USS SHOUP was known to have operated sonar in the strait on 5 May, and that behavioral reactions of killer whales (*Orcinus orca*) had been supposedly linked to these sonar operations (NMFS, 2005a), NMFS undertook an analysis of whether sonar caused the strandings of the harbor porpoises.

Whole carcasses of ten harbor porpoises and the head of an additional porpoise were collected for analysis. Necropsies were performed on ten of the porpoises and six whole carcasses, and two heads were selected for computed tomographic imaging. Gross examination, histopathology, age determination, blubber analysis, and various other analyses were conducted on each of the carcasses (S. A. Norman, Raverty, et al., 2004).

Findings: Post-mortem findings and analysis details are found in Norman et al. (2004). All of the carcasses suffered from some degree of freeze-thaw artifact that hampered gross and histological evaluations. At the time of necropsy, three of the porpoises were moderately fresh, whereas the remainder of the carcasses were considered to have moderate to advanced decomposition. None of the 11 harbor porpoises demonstrated signs of acoustic trauma. In contrast, a putative cause of death was determined for five of the porpoises; two animals had blunt trauma injuries and three animals had indication of disease processes (fibrous peritonitis, salmonellosis, and necrotizing pneumonia). A cause of death could not be determined in the remaining animals, which is consistent with the expected percentage of marine mammal necropsies conducted within the northwest region. It is important to note, however, that these determinations were based only on the evidence from the necropsy to avoid bias with regard to determinations of the potential presence or absence of acoustic trauma. For example, the investigators had no knowledge of other potential external causal factors, such as one porpoise having been found tangled in a fishing net which may have assisted in their determination regarding the likely cause of death.

Conclusions: NMFS concluded from a retrospective analysis of stranding events that the number of harbor porpoise stranding events in the approximate month surrounding the USS SHOUP use of sonar was higher than expected based on annual strandings of harbor porpoises (S. A. Norman, McClellan, et al., 2004). In this regard, it is important to note that the number of strandings in the May-June timeframe in 2003 was also higher for the outer coast indicating a much wider phenomena than use of sonar by USS SHOUP in Puget Sound for one day in May. This conclusion in the NMFS report also conflicts with data from The Whale Museum, which has documented and responded to harbor porpoise strandings since 1980 (Osborne, 2003). According to The Whale Museum, the number of strandings as of 15 May 2003 was consistent with what was expected based on historical stranding records and was less

than that occurring in certain other years. For example, since 1992 the San Juan Stranding Network has documented an average of 5.8 porpoise strandings per year. In 1997 there were 12 strandings in the San Juan Islands with more than 30 strandings throughout the general Puget Sound area. The NMFS acknowledged that the intense level of media attention to the strandings likely resulted in increased reporting effort by the public over that which is normally observed (S. A. Norman, Raverty, et al., 2004). NMFS also noted in its report that the “sample size is too small and biased to infer a specific relationship with respect to sonar usage and subsequent strandings.” It was later determined by NMFS that the number of harbor porpoise strandings in the northwest increased beginning in 2003 and through 2006. On 3 November 2006, an Unusual Mortality Event in the Pacific northwest was declared. Figure 3 shows the number of strandings documented in the northwest for harbor porpoises. In 2006, a total of 66 harbor porpoise strandings were reported in the outer coast of Oregon and Washington and inland waters of Washington (NOAA, 2009; National Oceanic and Atmospheric Administration (NOAA) Fisheries Northwest Region, 2006).

Seven of the porpoises collected and analyzed died prior to SHOUP departing to sea on 5 May 2003. Of these seven, one, discovered on 5 May 2003, was in a state of moderate decomposition, indicating it died before May 5; the cause of death was determined, most likely, to be *Salmonella* septicemia. Another porpoise, discovered at Port Angeles on 6 May 2003, was in a state of moderate decomposition, indicating that this porpoise also died prior to 5 May. One stranded harbor porpoise discovered fresh on 6 May is the only animal that could potentially be linked in time to the USS SHOUP's 5 May active sonar use. Necropsy results for this porpoise found no evidence of acoustic trauma. The remaining eight strandings were discovered one to three weeks after the USS SHOUP's 5 May transit of the Haro Strait, making it difficult to causally link the sonar activities of the USS SHOUP to the timing of the strandings. Two of the eight porpoises died from blunt trauma injury and a third suffered from parasitic infestation, which possibly contributed to its death (S. A. Norman, Raverty, et al., 2004). For the remaining five porpoises, NMFS was unable to identify the causes of death.

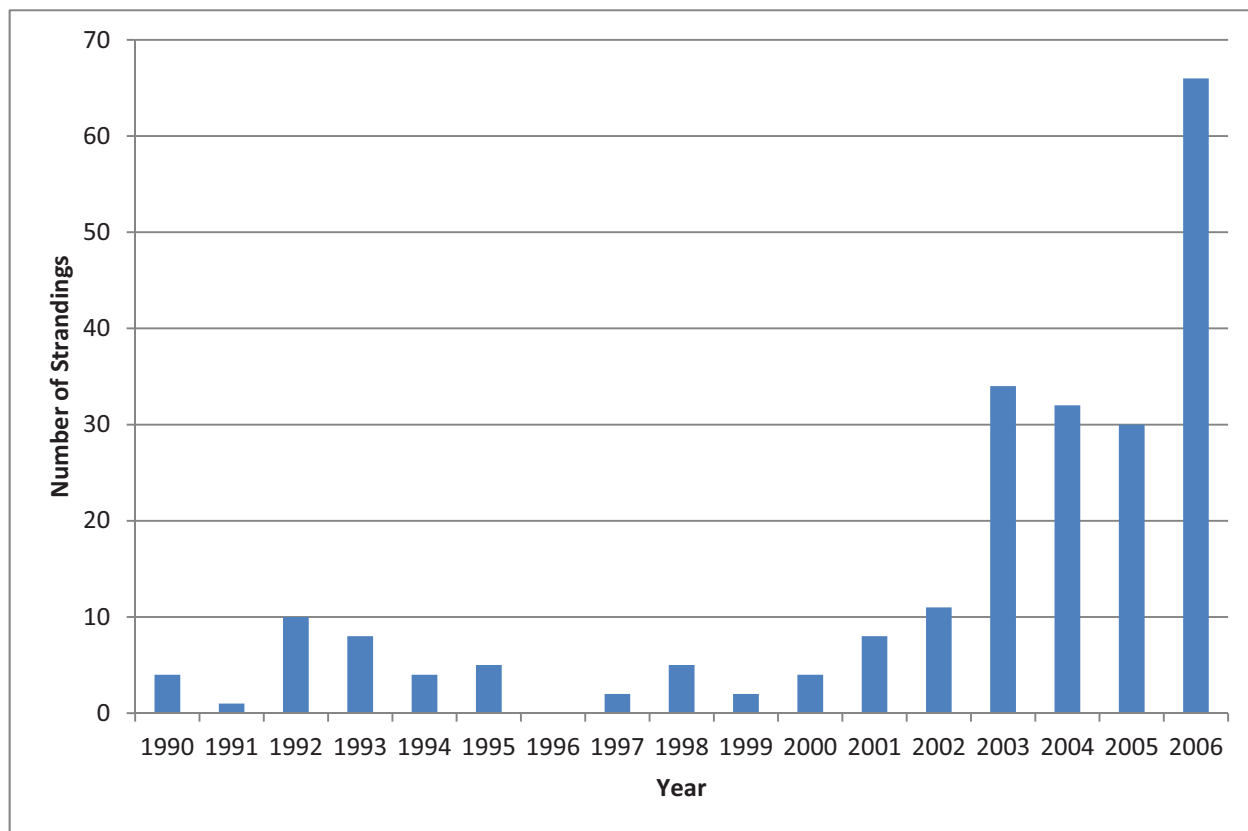


Figure 3: Northwest Region Harbor Porpoise Strandings 1990 – 2006

Source: (National Oceanic and Atmospheric Administration (NOAA) Fisheries Northwest Region, 2006)

The speculative association of the harbor porpoise strandings to the use of sonar by the USS SHOUP was inconsistent with prior stranding events linked to the use of mid-frequency sonar. Specifically, in prior events, the stranding of whales occurred over a short period of time (less than 36 hours), stranded individuals were spatially co-located, traumas in stranded animals were consistent between events, and active sonar was known or suspected to be in use. Although mid-frequency active sonar was used by the USS SHOUP, the distribution of harbor porpoise strandings by location and with respect to time surrounding the event do not support the suggestion that mid-frequency active sonar was a cause of harbor porpoise strandings. Rather, a lack of evidence of any acoustic trauma within the harbor porpoises, and the identification of probable causes of stranding or death in several animals, supports the conclusion that harbor porpoise strandings were unrelated to the sonar activities of the USS SHOUP.

4.2 Alaska, 7 June – 19 July 2004

Description: In spring 2004, two Cuvier's beaked whales were discovered stranded at two separate locations along the Alaskan coastline (26 February at Yakutat and 1 June at Nuka Bay). From 7 June to 16 June 2004 Navy conducted an exercise called Alaska Shield/Northern Edge. Between 27 June and 19 July 2004, five beaked whales were discovered at various locations along 1,600 miles (2,625 km) of the Alaskan coastline and one was found floating (dead) at sea. The whales onshore included three Baird's beaked whales and two Cuvier's beaked whales. Information regarding the strandings was incomplete as the whales had been dead for some time before they were discovered and were in moderate to advanced states of decomposition so necropsies were not performed.

Findings: Information regarding the strandings is incomplete as the whales had been dead for some time before they were discovered. The stranded beaked whales were in moderate to advanced states of decomposition and necropsies were not performed. Additionally, prior to the Navy conducting the Alaska Shield/Northern Edge exercise, two Cuvier's beaked whales were discovered stranded at two separate locations along the Alaskan coastline (26 February at Yakutat and 1 June at Nuka Bay).

Records gathered by Zimmerman (1991) for the period between 1975 and 1987 indicate that 325 stranded cetaceans were reported for the entire state of Alaska including 29 Stejneger's beaked whales, 19 Cuvier's beaked whales, and 8 Baird's beaked whales. Cuvier's beaked whales had been found stranded from the eastern Gulf of Alaska to the western Aleutians. Baird's beaked whales were found stranded as far north as the area between Cape Pierce and Cape Newenham, east near Kodiak, and along the Aleutian Islands. The stranding of beaked whales in Alaska is a relatively uncommon occurrence when compared to other species.

Conclusions: The at-sea portion of the Alaska Shield/Northern Edge 2004 exercise consisted mainly of surface ships and aircraft tracking a vessel of interest which was then followed by a vessel boarding search and seizure event. There was no ASW component to the exercise, no use of mid-frequency sonar, and no use of explosives in the water. There were no acoustic events in the Alaska Shield/Northern Edge exercise that could have caused or been related to the strandings over this 33 day period and spread along 1,600 miles of Alaskan coastline.

4.3 Hawaii, 3 – 4 July 2004

Description: The majority of the following information is taken from the NMFS report (Southall, et al., 2006) but includes additional and new information not presented in the NMFS report. At approximately 7:00 a.m. on 3 July 2004, between 150 and 200 melon-headed whales (*Peponocephala electra*) were observed entering Hanalei Bay, Kauai by individuals attending a canoe blessing ceremony. The whales were reported entering the bay in a "wave as if they were chasing fish" (Southall, et al., 2006). At 6:45 a.m. on 3 July approximately 25 nm north of Hanalei Bay, active sonar had been tested briefly prior to the start of an anti-submarine warfare exercise that was part of the broader Rim of the Pacific (RIMPAC) naval exercise.

The whales stopped in the southwest portion of the bay, grouping tightly, and displayed spy-hopping and tail-slapping behavior. As people went into the water among the whales, the pod separated into as many as four groups, with individual animals moving among the people in clusters. This continued through most of the day, with the animals slowly moving south and then southeast within the bay. By about 3:00 p.m., the police arrived and began restricting people from entering the water and interacting with the animals as had been occurring for approximately 8 hours. At 4:45 p.m. on 3 July the RIMPAC Battle Watch Captain received a call from a NMFS representative in Honolulu, Hawaii, reporting the sighting of as many as 200 melon-headed whales in Hanalei Bay. At 4:47 p.m. the Battle Watch Captain directed all ships in the area to cease active sonar transmissions.

At 7:20 p.m. on 3 July the whales were observed in a tight single pod 75 yards from the southeast side of the bay. The pod was circling in a group and displayed frequent tail slapping and whistle vocalizations and some spy hopping. No predators were observed in the bay and no animals were reported as having fresh injuries. The pod stayed in the bay through the night of 3 July. On the morning of 4 July the whales were observed to still be in the bay and collected in a tight group. A decision was made at that time to attempt to herd the animals out of the bay. A 700-to-800-foot rope was constructed by weaving

together beach morning glory vines. This vine rope was tied between two canoes and with the assistance of 30 to 40 kayaks, was used to herd the animals out of the bay. By approximately 11:30 a.m. on 4 July the pod was guided out of the bay.

A single neonate melon-headed whale was observed in the bay on the afternoon of 4 July after the whale pod had left the bay. The following morning on 5 July, the neonate was found stranded on Lumahai Beach. It was pushed back into the water but was found stranded dead between 9 and 10 a.m. near the Hanalei pier. NMFS collected the carcass and had it shipped to California for necropsy, tissue collection, and diagnostic imaging.

Following the unusual milling event, NMFS undertook an investigation of possible causative factors of the event (Southall, et al., 2006). This analysis included available information on environmental factors, biological factors, and an analysis of the potential for sonar involvement. The latter analysis included vessels that utilized mid-frequency active sonar on the afternoon and evening of 2 July (the day before the whales entered the bay) when they were located many miles to the southeast of Kauai, on the opposite side of the island from Hanalei Bay.

Findings: The NMFS report concluded that sonar use was a “plausible, if not likely, contributing factor in what may have been a confluence of events” (Southall, et al., 2006). The lead author later clarified this finding stating, “To be clear, and contrary to certain media and other characterizations, the carefully-worded and qualified Hanalei event report did not conclude that active military sonar *caused* this event. We do not know what caused it,” (emphasis in the original Southall, et al., 2006). NMFS suggested from the acoustic analysis that the melon-headed whales would have had to have been on the southeast side of Kauai on 2 July to have been exposed to sonar from naval vessels the day before the “mass stranding” (Southall, et al., 2006). There was no indication whether the animals were in that region or whether they were elsewhere on 2 July. NMFS concluded that the animals would have had to react to the sonar, swim from 1.4-4.0 m/s for 6.5 to 17.5 hours after sonar transmissions ceased on 2 July swim along the coast of Kauai, and enter the near-shore area of the bay to be observed in Hanalei Bay by 7:00 a.m. on 3 July. Sound transmissions by ships to the north of Hanalei Bay on 3 July were produced as part of exercises between 6:45 a.m. and 4:47 p.m. Propagation analysis conducted by the 3rd Fleet estimated that the level of sound from these transmissions at the mouth of Hanalei Bay could have ranged from 138-149 dB re 1 μ Pa SPL; however, there was no means by which it could be determined if the sonar was even directed towards the bay at this time. NMFS postulated that while sonar from 2 July could have caused the animals to end up in Hanalei Bay, sonar use on 3 July could have caused them to stay in the bay and lead to the milling behavior observed.

NMFS was unable to determine any environmental factors (e.g., harmful algal blooms, weather conditions, prey) that may have contributed to the stranding. However, later analysis found that a full moon occurred the evening before the stranding which could have been coupled with a squid run (Mobley Jr, Martin, Fromm, & Nachtigall, 2007). This would be consistent with the first observations of the whales entering the bay in a line “as if chasing fish” (Southall, et al., 2006).

There was one mortality associated with this event. A necropsy of the stranded melon-headed whale calf suggested that the animal died from a lack of nutrition, possibly following separation from its mother. The calf was estimated to be approximately one week old. Although the calf appeared not to have eaten for some time, it was not possible to determine whether the calf had ever nursed after it was born. The calf showed no signs of blunt trauma or viral disease and had no indications of acoustic injury.

Conclusions: Although it is not impossible, it is unlikely that sonar caused the melon-headed whales to enter Hanalei Bay or resulted in the behaviors noted. This conclusion is based on a number of factors:

1. Speculation that the whales may have been exposed to sonar the day before (2 July) and then fled around Kauai and into Hanalei Bay is not supported by reasonable expectation of animal behavior and sustained swim speeds, especially given the presence of a newborn calf. The flight response of the animals would have had to persist for many hours following the cessation of sonar transmissions. Such responses have not been observed in marine mammals and no documentation exists that such persistent flight response after the cessation of a frightening stimulus has been observed in other mammals. The swim speeds, though feasible for the species, are highly unlikely to be maintained for the durations proposed, particularly since the pod was a mixed group containing both adults and neonates. Whereas adults may maintain a swim speed of 4.0 m/s for some time, it is improbable that a neonate could achieve the same for a period of many hours.
2. The area between the islands of Oahu and Kauai and the Pacific Missile Range Facility training range have been used in RIMPAC exercises for more than 30 years, and are used year-round for ASW training with mid frequency active sonar. Melon-headed whales inhabiting the waters around Kauai are likely not naive to the sound of sonar and there has never been another stranding event associated in time with ASW training at Kauai. Similarly, the waters surrounding Hawaii contain an abundance of marine mammals, many of which would have been exposed to the same sonar operations that were speculated to have affected the melon-headed whales. No other strandings were reported coincident with the RIMPAC exercises. This leaves no explanation as to why melon-headed whales would respond to this instance of sonar use by swimming into a confined bay many miles from and many hours after the exposure.
3. At the nominal swim speed for melon-headed whales, the whales had to be within 1.5 to 2 nm of Hanalei Bay before sonar was activated on 3 July. The whales were not in their open ocean habitat but had to be close to shore at 6:45 a.m. when the sonar was activated to have been observed inside Hanalei Bay from the beach by 7:00 a.m. This observation suggests that other potential factors could have caused the event (see below).
4. The report issued by NMFS (Southall, et al., 2006) indicated the behavior of the melon-headed whales in Hanalei was unusual. The only record for out of habitat melon-headed whales in Hawaii was briefly mentioned in a narrative from the Wilkes' Expedition in the 1840s where a pod was discovered near-shore at Hilo Bay and then driven onshore for consumption (see Robert L. Brownell, Ralls, Baumann-Pickering, & Poole, 2009). The Navy believes that the behaviors in general and the "abnormal" milling behavior observed that day was more likely the result of people and boats in the water around the whales at Hanalei for approximately 8 hours rather than the result of sonar activities taking place 25 or more miles off the coast to the northwest. Some researchers concluded that the milling behavior observed in the whales in Hanalei Bay was typical of that seen prior to mass stranding events and that the behavior was dissimilar to observations of other melon-headed whale populations resting in shallow areas during the day (Robert L. Brownell, et al., 2009). However, many hours passed after the Hanalei milling behavior was observed and no stranding (animals on the beach) occurred. Furthermore, in characterizing the behaviors observed at Hanalei Bay, including the milling behavior, Southall et al. (2006) and Brownell et al. (2009) did not consider the potential effect from hours of interaction between the whales and the public before the police arrived and restricted those activities, which may have caused or influenced the behaviors observed.

5. On the same morning as the 2004 Hanalei stranding, 500 to 700 melon-headed whales and Risso's dolphins also entered into Sasanhaya Bay, Rota, in the Northern Marianas Islands (Jefferson, Fertl, Michael, & Fagin, 2006), which suggests that there may be a common factor which prompted the melon-headed whales to approach the shoreline. A full moon occurred the evening before the stranding which could have caused squid (a prey species for melon-headed whales) to migrate into shallower waters (Mobley Jr, et al., 2007). Thus, it is possible that the melon-headed whales were capitalizing on a lunar event that provided an opportunity for relatively easy prey capture (Mobley Jr, et al., 2007). Brownell et al. (2009) dispute this hypothesis noting that melon-headed whales rest near-shore during the day and feed offshore in deeper water at night near many oceanic islands and that the Rota event was normal diurnal resting behavior, which has also been documented at Palmyra.
6. The underwater noise sound levels at the entrance to the bay were estimated to range from roughly 95 to 149 dB re 1 μ Pa SPL. This estimation assumes the sonar was directed towards the bay, a homogeneous water column, no blockage of the sound from any fringing reef, and no sound absorption by the bay's sandy bottom. Received levels as a function of time of day have not been reported, so it is not possible to determine when the presumed highest levels would have occurred and for how long. However, received levels in the upper range could have been audible by human observers in the bay. The statement by one interviewee that he heard "pings" that lasted an hour and that they were loud enough to hurt his ears is unreliable. Received levels necessary to cause pain over the duration stated would have been observed by most individuals in the water with the animals. No other such reports were obtained from people interacting with the animals in the water.
7. There was a near mass stranding (animals milling out of their habitat) of 300 to 350 melon-headed whales in Manila Bay (Bataan), Philippines in February 2009 (Aragones, et al., 2010). Pictures of the event depict grouping behavior like that displayed at Hanalei Bay in July 2004. No naval sonar activity was noted in the area, although it was suspected by the authors, based on personal communication with a government fisheries representative, that dynamite blasting in the area, may have occurred within the days prior to the event (Aragones, et al., 2010). Although melon-headed whales entering embayments may be infrequent and rare, there is precedent for this type of occurrence on other occasions in the absence of naval activity.

Summary – Although NMFS concluded that sonar use was a "plausible, if not likely, contributing factor in what may have been a confluence of events" (Southall, et al., 2006), this conclusion was primarily based on the abnormal behavior of the whales and the absence of other compelling explanations. The authors of the NMFS report on the incident were unaware, at the time of publication, of the simultaneous event in Rota or the subsequent occurrence of a similar event in the Philippines. While clearly a rare event, in light of the simultaneous Rota event and a similar subsequent event in the Philippines (neither of which involved sonar use), the Hanalei event does not appear as unique as initially presented and the suggestion that sonar was causative or a contributing factor is weakened. It remains questionable how plausible or likely was a suggested scenario involving melon-headed whales swimming for hours to enter Hanalei Bay on 3 July as a result of sonar exposure from the night before. The Hanalei Bay incident does not share the characteristics observed with other mass strandings of whales coincident with sonar activity (e.g., specific traumas, species composition, etc.). The one mortality that occurred on 5 July was a week-old calf that died following separation from its mother, possibly as a result of the pod being herded out of the bay on 4 July. The general lack of knowledge on what constitutes normal behavior and

an inability to conclusively link or exclude the impact of other environmental factors makes the “contributing factor” link between sonar and the melon-headed whale event highly speculative at best.

4.4 Japan, 1980 – 2004

Description: A comparison of the historical occurrence of beaked whale strandings in Japan (where there are U.S. naval bases), with strandings in New Zealand (which lacks a U.S. naval base) concluded the higher number of strandings in Japan may be related to the presence of the U.S. Navy vessels using MFA sonar (R. L. Brownell, Yamada, Mead, & van Helden, 2004). While the dates for the strandings were well documented, no correlation with the dates of navy activities or exercises with the stranding dates was performed. Filadelfo et al. (2009) and D’Amico et al. (2009) looked at past U.S. Navy exercise schedules from 1980 to 2004 for the water around Japan in comparison to the dates for the strandings provided by Brownell et al. (2004). None of the strandings occurred during or soon (within weeks) after any U.S. Navy exercises. In contrast to the proposition by Brownell et al. (2004), these latter studies found no correlation between the strandings and Navy exercises in the waters surrounding Japan.

4.5 North Carolina, 15 - 16 January 2005

Description: On 15 and 16 January 2005, 36 marine mammals consisting of 33 short-finned pilot whales, one minke whale, and two dwarf sperm whales stranded alive on the beaches of North Carolina (Hohn, Rotstein, Harms, & Southall, 2006). The animals were scattered across a 111-km area from Cape Hatteras northward. Because of the live stranding of multiple species, the event was classified as an unusual mortality event. It is the only stranding on record for the region in which multiple offshore species were observed to strand within a two- to three-day period.

The U.S. Navy indicated that from 12 - 14 January some unit level training with MFA sonar was conducted by vessels that were 93 to 185 km from Oregon Inlet, North Carolina. An expeditionary strike group was also conducting exercises to the southeast, but the closest point of active sonar transmission to the inlet was 650 km away. The unit level operations were not unusual for the area or time of year and the vessels were not involved in ASW exercises. Marine mammal observers onboard the vessels did not detect any marine mammals during the period of unit level training. No sonar transmissions were made on 15-16 January.

The National Weather Service reported that a severe weather event moved through North Carolina on 13 and 14 January. The event was caused by an intense cold front that moved into an unusually warm and moist air mass that had been persisting across the eastern United States for about a week. The weather caused flooding in the western part of the state, considerable wind damage in central regions of the state, and at least three tornadoes that were reported in the north central part of the state. The presence of severe weather is important and is a suspected contributor to stranding events; for example, on a previous occasion it was determined that hurricanes were likely responsible for mass strandings of Gervais’ beaked whales in North Carolina and pygmy killer whales in the British Virgin Islands (Mignucci-Giannoni, et al., 2000; S.A. Norman & Mead, 2001).

Over a two-day period (16 - 17 January), two dwarf sperm whales, 27 pilot whales, and the minke whale were necropsied and tissue samples collected. Twenty-five of the stranded cetacean heads were examined; two pilot whale heads and the heads of the dwarf sperm whales were analyzed by computed tomography.

Findings: The pilot whales and dwarf sperm whales were not emaciated, but the minke whale, which was believed to be a dependent calf, was emaciated. Many of the animals were on the beach for an extended period of time prior to necropsy and sampling, and many of the biochemical abnormalities noted in the animals were suspected of being related to the stranding and prolonged time on land. Lesions were observed in all of the organs, but there was no consistency across species. Musculoskeletal disease was observed in two pilot whales and cardiovascular disease was observed in one dwarf sperm whale and one pilot whale. Parasites were a common finding in the pilot whales and dwarf sperm whales but were considered consistent with the expected parasite load for wild odontocetes. None of the animals exhibited traumas similar to those observed in prior stranding events associated with mid-frequency sonar activity. Specifically, there was an absence of auditory system trauma and no evidence of distributed and widespread bubble lesions or fat emboli, as was previously observed (Fernández, et al., 2005).

Sonar transmissions prior to the strandings were limited in nature and did not share the concentration identified in previous events associated with mid-frequency active sonar use (DoC, 2001). The operational/environmental conditions were also dissimilar (e.g., no constrictive channel and a limited number of ships and sonar transmissions). NMFS noted that environmental conditions were favorable for a shift from up-welling to down-welling conditions, which could have contributed to the event. However, other severe storm conditions existed in the days surrounding the strandings and the impact of these weather conditions on at-sea conditions is unknown. No harmful algal blooms were noted along the coastline.

Conclusions: All of the species involved in this stranding event are known to occasionally strand in this region. Although the cause of the stranding could not be determined, several whales had preexisting conditions that could have contributed to the stranding. Cause of death for many of the whales was likely due to the physiological stresses associated with being stranded. A consistent suite of injuries across species, which was consistent with prior strandings where sonar exposure is expected to be a causative mechanism, was not observed.

NMFS was unable to determine any causative role that sonar may have played in the stranding event. The acoustic modeling performed was hampered by uncertainty regarding the location of the animals at the time of sonar transmissions. However, given the distance of the sonar use from the stranding location, the response of the animals following the cessation of transmissions would imply a flight response that persisted for many hours after the sound source was turned off (the system was passive). In contrast, the presence of a severe weather event passing through North Carolina during January 13 and 14 is a likely contributing factor to the North Carolina unusual mortality event of January 15.

5 CONCLUSIONS

Marine mammal strandings have been a historic and ongoing occurrence attributed to a variety of causes. Over the last 50 years, increased awareness and reporting has led to more information about species affected and raised concerns about anthropogenic sources of stranding. While there have been limited numbers marine mammal mortalities potentially associated with Navy activities, the root causes are not clear in most cases.

Future analyses and potential mitigations related to the impact of MFA sonar on marine mammals should be considered in context with other stressors on marine mammal populations. Worldwide there have been about 40 known stranding deaths among cetaceans, consisting mostly of beaked whales, with a potential causal link to sonar (ICES, 2005). A constructive framework and continued research based on sound scientific principles is needed in order to minimize speculation of stranding causes and to further our understanding of the potential effects of Navy sonar on marine mammals (ICES, Barlow & Gisinier, 2006; Bradshaw, et al., 2006; Cox, et al., 2006; 2005; Southall, et al., 2007). Results from recently completed research (McCarthy, et al., 2011; Peter L. Tyack, et al., 2011) have suggested that investigations concerned with general behavioral responses to sonar (not necessarily investigating the causes of strandings), may be much more significant to our understanding of the potential impacts of sonar than investigations into the occasional and rare strandings of marine mammals that may have been associated with sonar use.

6 REFERENCES

- Alexander, J. W., Solangi, M. A., & Riegel, L. S. (1989). Vertebral osteomyelitis and suspected diskospondylitis in an Atlantic bottlenose dolphin (*Tursiops truncatus*). *Journal of Wildlife Diseases*, 25(1), 118-121.
- Aragones, L. V., Roque, M. A. A., Flores, M. B., Encomienda, R. P., Laule, G. E., Espinos, B. G., et al. (2010). The Philippine Marine Mammal Strandings from 1998-2009: Animals in the Philippines in Peril? *Aquatic Mammals*, 36(3), 219-233.
- Au, D., & Perryman, W. L. (1982). Movement and speed of dolphin schools responding to an approaching ship. *Fishery Bulletin*, 80(2), 371-372.
- Baird, R. W., & Gorgone, A. M. (2005). False killer whale dorsal fin disfigurements as a possible indicator of long-line fishery interactions in Hawaiian waters. *Pacific Science*, 59, 593-601.
- Baird, R. W., & Hooker, S. K. (2000). Ingestion of plastic and unusual prey by a juvenile harbour porpoise. *Marine Pollution Bulletin*, 40, 719-720.
- Barlow, J., & Gisiner, R. (2006). Mitigating, monitoring and assessing the effects of anthropogenic sound on beaked whales. *Journal of Cetacean Research and Management*, 7(3), 239-249.
- Bauer, G., Fuller, M., Perry, A., Dunn, J. R., & Zoeger, J. (1985). Magnetoreception and biomineralization of magnetite in cetaceans. In J. L. Kirschvink, D. S. Jones & B. J. MacFadden (Eds.), *Magnetite Biomineralization and Magnetoreception in Organisms: A New Biomagnetism* (pp. 489-507). New York: Plenum Press.
- Brabyn, M., & Frew, R. V. C. (1994). New Zealand herd stranding sites do not relate to geomagnetic topography. *Marine Mammal Science*, 10(2), 195-207.
- Brabyn, M. W., & McLean, I. G. (1992). Oceanography and coastal topography of herd-stranding sites for whales in New Zealand. *Journal of Mammalogy*, 73(3), 469-476.
- Bradshaw, C. J., Evans, K., & Hindell, M. A. (2006). Mass cetacean strandings—a plea for empiricism. *Conservation Biology*, 20(2), 584-586.
- Brownell, R. L., Ralls, K., Baumann-Pickering, S., & Poole, M. M. (2009). Behavior of melon-headed whales, *Peponocephala electra*, near oceanic islands. *Marine Mammal Science*.
- Brownell, R. L., Yamada, T. K., Mead, J. G., & van Helden, A. L. (2004). *Mass Strandings of Cuviers Beaked Whales in Japan: U.S. Naval Acoustic Link? : European Cetacean Society*.
- Campagna, C., Falabella, V., & Lewis, M. (2007). Entanglement of southern elephant seals in squid gear. *Marine Mammal Science*, 23(2), 414-418.
- Carretta, J. V., Forney, K. A., Lowry, M. S., Barlow, J., Baker, J., Hanson, B., et al. (2007). *U.S. Pacific marine mammal stock assessments: 2007*: U.S. Department of Commerce, NOAA Technical Memorandum, NMFS-SWFSC-414.
- Chambers, S., & James, R. N. (2005, November 9 - 11, 2005). *Sonar termination as a cause of mass cetacean strandings in Geographe Bay, south-western Australia*. Paper presented at the Acoustics 2005, Acoustics in a Changing Environment, Busselton, Western Australia.
- Clyne, H. (1999). *Computer simulations of interactions between the North Atlantic Right Whale (Eubaleana glacialis) and shipping*.
- Cockcroft, V. G., Cliff, G., & Ross, G. J. B. (1989). Shark predation on Indian Ocean bottlenose dolphins *Tursiops truncatus* off Natal, South Africa. *South African Journal of Zoology*, 24(4), 305-310.
- Conner, R. C. (2000). Group living in whales and dolphins. In J. Mann, R. C. Conner, P. L. Tyack & H. Whitehead (Eds.), *Cetacean Societies: Field Studies of Dolphins and Whales* (pp. 199-218). Chicago: University of Chicago Press.

- Constantine, R., Visser, I., Buurman, D., Buurman, R., & McFadden, B. (1998). Killer whale (*Orcinus orca*) predation on dusky dolphins (*Lagenorhynchus obscurus*) in Kaikoura, New Zealand. *Marine Mammal Science*, 14(2), 324-330.
- Courbis, S. S., & Timmel, G. (2009). Effects of vessels and swimmers on behavior of Hawaiian spinner dolphins (*Stenella longirostris*) in Kealake'akua, Honaunau, and Kauhako bays, Hawai'i. *Marine Mammal Science*, 25(2), 430-440.
- Cox, T. M., Ragen, T. J., Read, A. J., Vos, E., Baird, R. W., Balcomb, K., et al. (2006). Understanding the impacts of anthropogenic sound on beaked whales. [Journal Article]. *Journal of Cetacean Research and Management*, 7(3), 177-187.
- Crocker, D. E., Costa, D. P., Le Boeuf, B. J., Webb, P. M., & Houser, D. S. (2006). Impacts of El Niño on the foraging behavior of female northern elephant seals. *Marine Ecology Progress Series*, 309(1-10).
- Crum, L. A., Bailey, M. R., Jingfeng, G., Hilmo, P. R., Kargl, S. G., & Matula, T. J. (2005). Monitoring bubble growth in supersaturated blood and tissue *ex vivo* and the relevance to marine mammal bioeffects. *Acoustic Research Letters Online*, 6(3), 214-220.
- Crum, L. A., & Mao, Y. (1996). Acoustically enhanced bubble growth at low frequencies and its implications for human diver and marine mammal safety. *Journal of the Acoustical Society of America*, 99(5), 2898-2907.
- Culik, B. M. (2002). *Review on Small Cetaceans: Distribution, Behaviour, Migration and Threats: Marine Mammal Action Plan/Regional Seas Reports and Studies No. 177.*
- D'Spain, G. L., D'Amico, A., & Fromm, D. M. (2006). Properties of the underwater sound fields during some well documented beaked whale mass stranding events. *Journal of Cetacean Research and Management*, 7(3), 223-238.
- D'Amico, A., Gisiner, R. C., Ketten, D. R., Hammock, J. A., Johnson, C., Tyack, P. L., et al. (2009). Beaked whale strandings and naval exercises. *Aquatic Mammals*, 35(4), 452-472.
- D'Amico, A., & Verboom, W. (1998). *Report of the Bioacoustics Panel, NATO/SACLANT.*
- Dailey, M., & Walker, W. A. (1978). Parasitism as a factor (?) in single strandings of southern California cetaceans. *Journal of Parasitology* 64, 593-596.
- Dailey, M. D., & Vogelbein, W. K. (1991). Parasite fauna of three species of Antarctic whales with reference to their use as potential stock indicators. *Fishery Bulletin*, 89(3), 355-365.
- Danil, K., Chivers, S. J., Henshaw, M. D., Thieleking, J. T., Daniels, R., & St. Leger, J. A. (2010). Cetacean strandings in San Diego County, California, USA: 1851–2008. *Journal of Cetacean Research and Management*, 11(2), 163-184.
- De Stephanis, R., & Urquiola, E. (2006). *Collisions between ships and cetaceans in Spain.*
- Denuncio, P., Bastida, R., Dassis, M., Giardino, G., Gerpe, M., & Rodriguez, D. (2011). Plastic ingestion in Franciscana dolphins, *Pontoporia blainvillei* (Gervais and d'Orbigny, 1844), from Argentina. *Marine Pollution Bulletin*, 62, 1836-1841.
- Department of Commerce (DoC), & Department of the Navy (DoN). (2001). *Joint Interim Report Bahamas Marine Mammal Stranding Event of 15-16 March 2000.* Washington, DC: Department of Commerce.
- Department of the Navy (DoN). (2003). *Report on the results of the inquiry into allegations of marine mammal impacts surrounding the use of active sonar by USS SHOUP (DDG 86) in the Haro Strait on or about 5 May 2003.*
- Department of the Navy (DoN). (2008). *Hawaii Range Complex Final Environmental Impact Statement/Overseas Environmental Impact Statement (EIS/OEIS).* Washington, DC: U.S. Department of Defense.
- Dierauf, L. A., & Gulland, F. M. D. (2001). Marine Mammal Unusual Mortality Events. In L. A. Dierauf & F. M. D. Gulland (Eds.), *Marine Mammal Medicine* (second ed., pp. 69-81). Boca Raton: CRC Press.

- Domingo, M., Visa, J., Pumarola, M., Marco, A. J., Ferrer, L., Rabanal, R., et al. (1992). Pathologic and immunocytochemical studies of morbillivirus infection in striped dolphins (*Stenella coeruleoalba*). *Veterinary Pathology* 29, 1-10.
- Dudok van Heel, W. H. (1966). Navigation in cetacea. In K. S. Norris (Ed.), *Whales, Dolphins, and Porpoises* (pp. 597-606). Berkeley: University of California Press.
- Dunn, J. L., Buck, J. D., & Robeck, T. R. (2001). Bacterial diseases of cetaceans and pinnipeds. In L. A. Dierauf & F. M. D. Gulland (Eds.), *Marine Mammal Medicine* (pp. 309-335). Boca Raton, FL: CRC Press.
- Erbe, C. (2002). Underwater noise of whale-watching boats and potential effects on killer whales (*Orcinus orca*), based on an acoustic impact model. *Marine Mammal Science*, 18(2), 394-418.
- Fernandez, A. (2006). *Beaked whale (Ziphius cavirostris) mass stranding on Almeria's coasts in southern Spain*.
- Fernández, A., Edwards, J., Martín, V., Rodríguez, F., Espinosa de los Monteros, A., Herráez, P., et al. (2005). "Gas and fat embolic syndrome" involving a mass stranding of beaked whales (family *Ziphiidae*) exposed to anthropogenic sonar signals. *Journal of Veterinary Pathology*, 42, 446-457.
- Fernandez, R., Santos, M. B., Carrillo, M., Tejedor, M., & Pierce, G. J. (2009). Stomach contents of cetaceans stranded in the Canary Islands 1996-2006. *Journal of the Marine Biological Association of the United Kingdom*, 89(5), 873-883.
- Filadelfo, R., Mintz, J., Michlovich, E., D'Amico, A., & Ketten, D. R. (2009). Correlating military sonar use with beaked whale mass strandings: What do the historical data show? . *Aquatic Mammals*, 35(4), 435-444.
- Filadelfo, R., Pinelis, Y. K., Davis, S., Chase, R. R., Mintz, J., Wolfanger, J., et al. (2009). Correlating whale strandings with Navy exercises off Southern California. *Aquatic Mammals*, 35(4), 445-451.
- Finneran, J. J., Schlundt, C. E., Dear, R., Carder, D. A., & Ridgway, S. H. (2002). Temporary shift in masked hearing thresholds (MTTS) in odontocetes after exposure to single underwater impulses from a seismic watergun. *Journal of the Acoustical Society of America*, 111(6), 2929-2940.
- Fossi, M. C., Marsili, L., Lauriano, G., Fortuna, C., Canese, S., Ancora, S., et al. (2004). Assessment of toxicological status of a SW Mediterranean segment population of striped dolphin (*Stenella coeruleoalba*) using skin biopsy. *Marine Environmental Research*, 58, 269-274.
- Frantzis, A. (1998). Does acoustic testing strand whales? *Nature*, 392, 29.
- Freitas, L. (2004). *The stranding of three Cuvier's beaked whales Ziphius cavirostris in Madeira Archipelago - May 2000*. Paper presented at the European Cetacean Society 17th Annual Conference.
- Gaydos, J. K. (2006). *Bottlenose Dolphins and Brevetoxins: A Coordinated Research and Response Plan*.: NOAA.
- Geraci, J. R., Anderson, D. M., Timperi, R. J., St.Aubin, D. J., Early, G. A., Prescott, J. H., et al. (1989). Humpback whales (*Megaptera novaeangliae*) fatally poisoned by dinoflagellate toxin. *Canadian Journal of Fisheries and Aquatic Sciences*, 46(11), 1895-1898.
- Geraci, J. R., Harwood, J., & Lounsbury, V. J. (1999). Marine mammal die-offs: Causes, investigations, and issues. In J. R. Twiss & R. R. Reeves (Eds.), *Conservation and management of marine mammals* (pp. 367-395). Washington, DC: Smithsonian Institution Press.
- Geraci, J. R., & Lounsbury, V. J. (2005). *Marine Mammals Ashore: A Field Guide for Strandings (Second Edition)*. Baltimore, MD: National Aquarium in Baltimore.
- Geraci, J. R., & St.Aubin, D. J. (1987). Effects of parasites on marine mammals. *International Journal of Parasitology*, 17, 407-414.
- Goldstein, T., Mazet, J. A. K., Zabka, T. S., Langlois, G., Colegrove, K. M., Silver, M., et al. (2008). Novel symptomatology and changing epidemiology of domoic acid toxicosis in California sea lions

- (*Zalophus californianus*): an increasing risk to marine mammal health. *Proceedings of the Royal Society B*, 275, 267–276.
- Grachev, M. A., Kumarev, V. P., Mamaev, L. V., Zorin, V. L., Baranova, L. V., Denikina, N. N., et al. (1989). Distemper virus in Baikal seals. *Nature*, 338, 209–210.
- Greig, D. J., Gulland, F. M. D., & Kreuder, C. (2005). A decade of live California sea lion (*Zalophus californianus*) strandings along the central California coast: Causes and trends, 1991–2000. *Aquatic Mammals*, 31(1), 11–22.
- Guinet, C., Barrett-Lennard, L. G., & Loyer, B. (2000). Co-ordinated attack behavior and prey sharing by killer whales at Crozet Archipelago: strategies for feeding on negatively-buoyant prey. *Marine Mammal Science*, 16(4), 829–834.
- Gulland, F. M. D. (2006). *Review of the Marine Mammal Unusual Mortality Event Response Program of the National Marine Fisheries Service*. Silver Springs, MD: Report to the Office of Protected Resources, NOAA/National Marine Fisheries Service.
- Gulland, F. M. D., & Hall, A. J. (2005). The Role of Infectious Disease in Influencing Status and Trends. In J. E. Reynolds, W. F. Perrin, R. R. Reeves, S. Montgomery & T. J. Ragen (Eds.), *Marine Mammal Research* (pp. 47–61). Baltimore: John Hopkins University Press.
- Gulland, F. M. D., Koski, M., Lowenstine, L. J., Colagross, A., Morgan, L., & Spraker, T. (1996). Leptospirosis in California sea lions (*Zalophus californianus*) stranded along the central California coast, 1981–1994. *Journal of Wildlife Diseases*, 32(4), 572–580.
- Hall, A. J., Hugunin, K., Deaville, R., Law, R. J., Allchin, C. R., & Jepson, P. D. (2006). The risk of infection from polychlorinated biphenyl exposure in the harbor porpoise (*Phocoena phocoena*): A case-control approach. *Environmental Health Perspectives*, 114(5), 704–711.
- Hart, K., Kannan, K., Isobe, T., Takahashi, S., Yamada, T. K., Miyazaki, N., et al. (2008). Time trends and transplacental transfer of perfluorinated compounds in melon-headed whales stranded along the Japanese coast in 1982, 2001/2002, and 2006. *Environmental Science & Technology*, 42(19), 7132–7137.
- Harwood, J. (2002). Mass Die-offs. In W. F. Perrin, B. Würsig & J. G. M. Thewissen (Eds.), *Encyclopedia of Marine Mammals* (pp. 724–726). San Diego: Academic Press.
- Heithaus, M. R. (2001). Shark attacks on bottlenose dolphins (*Tursiops aduncus*) in Shark Bay, Western Australia: Attack rate, bite scar frequencies and attack seasonality. *Marine Mammal Science*, 17(3), 526–539.
- Heyning, J. E., & Lewis, T. D. (1990). *Entanglements of baleen whales in fishing gear of southern California*.
- Hiruki, L. M., Schwartz, M. K., & Boveng, P. L. (1999). Hunting and social behaviour of leopard seals (*Hydrurga leptonyx*) at Seal Island, South Shetland Islands, Antarctica. *Journal of Zoology*, 249(1), 97–109.
- Hohn, A. A., Rotstein, D. S., Harms, C. A., & Southall, B. L. (2006). *Multispecies mass stranding of pilot whales (*Globicephala macrorhynchus*), minke whale (*Balaenoptera acutorostrata*), and dwarf sperm whales (*Kogia sima*) in North Carolina on 15–16 January 2005* (No. NMFS-SEFSC-537): Department of Commerce.
- Hooker, S. K., Baird, R. W., & Fahlman, A. (2009). Could beaked whales get the bends? Effect of diving behaviour and physiology on modelled gas exchange for three species: *Ziphius cavirostris*, *Mesoplodon densirostris* and *Hyperoodon ampullatus*. *Respiratory Physiology & Neurobiology*, 167, 235–246.
- Hooker, S. K., Metcalfe, T. L., Metcalfe, C. D., Angell, C. M., Wilson, J. Y., Moore, M. J., et al. (2008). Changes in persistent contaminant concentration and CYP1A1 protein expression in biopsy samples from northern bottlenose whales, *Hyperoodon ampullatus*, following the onset of nearby oil and gas development. *Environmental Pollution*, 152, 205–216.

- Houser, D. S., & Finneran, J. J. (2006). Variation in the hearing sensitivity of a dolphin population obtained through the use of evoked potential audiometry. [Journal Article]. *Journal of the Acoustical Society of America*, 120(6), 4090-4099.
- Houser, D. S., Howard, R., & Ridgway, S. H. (2001). Can diving-induced tissue nitrogen supersaturation increase the chance of acoustically driven bubble growth in marine mammals? *Journal of Theoretical Biology*, 213(2), 183-195.
- International Council for the Exploration of the Sea (ICES). (2005). *Report of the Ad-hoc Group on the Impacts of Sonar on Cetaceans and Fish (AGISC) (2nd edition): CM 2006/ACE*.
- Jacobsen, J. K., Massey, L., & Gulland, F. M. (2010). Fatal ingestion of floating net debris by two sperm whales (*Physeter macrocephalus*). *Marine Pollution Bulletin*, 60, 765-767.
- Jansen, J. K., Boveng, P. L., Dahle, S. P., & Bengtson, J. L. (2010). Reaction of harbor seals to cruise ships. *Journal of Wildlife Management*, 74(6), 1186-1194.
- Jefferson, T. A., Fertl, D., Michael, M., & Fagin, T. (2006). An unusual encounter with a mixed school of melon-headed whales (*Peponocephala electra*) and rough-toothed dolphins (*Steno bredanensis*) at Rota, Northern Mariana Islands. *Micronesica*, 38(2), 239-244.
- Jensen, A. S., & Silber, G. K. (2003). *Large Whale Ship Strike Database*.
- Jepson, P. D., Arbelo, M., Deaville, R., Patterson, I. A. R., Castro, P., Baker, J. R., et al. (2003). Gas-bubble lesions in stranded cetaceans: Was sonar responsible for a spate of whale deaths after an Atlantic military exercise? *Nature*, 425, 575-576.
- Kennedy, S., Kuiken, T., Jepson, P. D., Deaville, R., Forsyth, M., Barrett, T., et al. (2000). Mass die-off of Caspian seals caused by canine distemper virus. *Emerging Infectious Diseases*, 6, 637-639.
- Ketten, D. (2005). *Beaked whale necropsy findings for strandings in the Bahamas, Puerto Rico, and Madeira, 1999-2002* (No. WHOI-2005-09). Woods Hole, MA: Woods Hole Oceanographic Institution.
- Kirschvink, J. L. (1990). Geomagnetic sensitivity in cetaceans: An update with live stranding records in the United States. In J. A. Thomas & R. A. Kastelein (Eds.), *Sensory Abilities of Cetaceans: Laboratory and Field Evidence* (pp. 639-649). New York: Plenum Press.
- Kirschvink, J. L., Dizon, A. E., & Westphal, J. A. (1986). Evidence from strandings for geomagnetic sensitivity in cetaceans. *Journal of Experimental Biology*, 120(1), 1-24.
- Klinowska, M. (1985). Cetacean live stranding sites relate to geomagnetic topography. *Aquatic Mammals*, 11, 27-32.
- Klinowska, M. (1986). Cetacean live stranding dates relate to geomagnetic disturbances. *Aquatic Mammals*, 11(3), 109-119.
- Knowlton, A. R., Korsmeyer, F. T., Kerwin, J. E., Wu, H.-Y., & Hynes, B. (1995). *The hydrodynamic effects of large vessels on right whales*. Boston, MA.
- Knowlton, A. R., & Kraus, S. D. (2001). Mortality and serious injury of northern right whales (*Eubalaena glacialis*) in the western North Atlantic Ocean. *Journal of Cetacean Research and Management*, 2, 193-208.
- Kompanje, E. J. O. (1995). On the occurrence of spondylosis deformans in white-beaked dolphins *Lagenorhynchus albirostris* (Gray, 1846) stranded on the Dutch coast. *Zoologische Mededelingen Leiden*, 69(18), 231-250.
- Laist, D. W., Knowlton, A. R., Mead, J. G., Collet, A. S., & Posesta, M. (2001). Collisions between ships and whales. *Marine Mammal Science*, 17(1), 35-75.
- Le Boeuf, B. J., & Reiter, J. (1991). Biological effects associated with El Niño Southern Oscillation, 1982-83m on northern elephant seals breeding at Ano Nuevo, California. In F. Trillmich & K. A. Ono (Eds.), *Pinnipeds and El Niño: Responses to Environmental Stress* (pp. 206-218). Berlin: Springer-Verlag.

- Learmonth, J. A., Macleod, C. D., Santos, M. B., Pierce, G. J., Crick, H. Q. P., & Robinson, R. A. (2006). Potential effects of climate change on marine mammals. *Oceanography and Marine Biology: an Annual Review*, 44, 431-464.
- Lucke, K., Siebert, U., Lepper, P. A., & Blanchet, M.-A. (2009). Temporary shift in masked hearing thresholds in a harbor porpoise (*Phocoena phocoena*) after exposure to seismic airgun stimuli. *Journal of the Acoustical Society of America*, 125(6), 4060-4070.
- Lusseau, D., & Bejder, L. (2007). The long-term consequences of short-term responses to disturbance experiences from whalewatching impact assessment. *International Journal of Comparative Psychology*, 20, 228-236.
- Magalhaes, S., Prieto, R., Silva, M. A., Goncalves, J., Afonso-Dias, M., & Santos, R. S. (2002). Short-term reactions of sperm whales (*Physeter macrocephalus*) to whale-watching vessels in the Azores. *Aquatic Mammals*, 28(3), 267-274.
- Maldini, D., Mazzuca, L., & Atkinson, S. (2005). Odontocete stranding patterns in the main Hawaiian islands (1937-2002): How do they compare with live animal surveys? *Pacific Science*, 59(1), 55-67.
- Mann, D., Hill-Cook, M., Manire, C., Greenhow, D., Montie, E., Powell, J., et al. (2010). Hearing loss in stranded odontocete dolphins and whales. *PLoS One*, 5(11), 1-5.
- Mazzuca, L., Atkinson, S., Keating, B., & Nitta, E. (1999). Cetacean mass strandings in the Hawaiian Archipelago, 1957-1998. *Aquatic Mammals*, 25(2), 105-114.
- McCarthy, E., Moretti, D., Thomas, L., DiMarzio, N., Morrissey, R., Jarvis, S., et al. (2011). Changes in spatial and temporal distribution and vocal behavior of Blainville's beaked whales (*Mesoplodon densirostris*) during multiship exercises with mid-frequency sonar. *Marine Mammal Science*, 27(3), E206-E226.
- Mignucci-Giannoni, A. A., Toyos-Gonzalez, G. M., Perez-Padilla, J., Rodriguez-Lopez, M. A., & Overing, J. (2000). Mass stranding of pygmy killer whales (*Feresa attenuata*) in the British Virgin Islands. *Journal of the Marine Biological Association of the United Kingdom* 80, 759-760.
- Mobley Jr, J. R., Martin, S. W., Fromm, D., & Nachtigall, P. E. (2007). *Lunar influences as possible cause for simultaneous aggregations of melon-headed whales in Hanalei Bay, Kaua'i, and Sasanhaya Bay, Rota*. Paper presented at the Abstract, 17th Biennial Meeting on the Biology of Marine Mammals, Society for Marine Mammalogy.
- Moore, M. J., & Early, G. A. (2004). Cumulative sperm whale bone damage and the bends. *Science*, 306, 2215.
- Moore, S. E. (2005). Long-term Environmental Change and Marine Mammals. In J. E. Reynolds, W. F. Perrin, R. R. Reeves, S. Montgomery & T. J. Ragen (Eds.), *Marine Mammal Research: Conservation Beyond Crisis* (pp. 137-147). Baltimore: John Hopkins University Press.
- Morimitsu, T., Nagai, T., Ide, M., Kawano, H., Naichuu, A., Koono, M., et al. (1987). Mass stranding of odontoceti caused by parasitogenic eighth cranial neuropathy. *Journal of Wildlife Diseases*, 23(4), 586-590.
- National Marine Fisheries Service (NMFS). (2004). *Interim Report on the Bottlenose Dolphin (Tursiops truncatus) Unusual Mortality Event Along the Panhandle of Florida, March-April 2004*: National Marine Fisheries Service.
- National Marine Fisheries Service (NMFS). (2005a). *Assessment of Acoustic Exposures on Marine Mammals in Conjunction with U.S.S. Shoup Active Sonar Transmissions in the Eastern Strait of Juan de Fuca and Haro Strait, Washington, 5 May 2003*.
- National Marine Fisheries Service (NMFS). (2005b). *Harbor Porpoise (Phocoena phocoena): Gulf of Maine/Bay of Fundy Stock*.
- National Marine Fisheries Service (NMFS). (2005c). *Spinner Dolphin (Stenella longirostris): Western North Atlantic Stock*.

- National Marine Fisheries Service (NMFS). (2008). *Bottlenose Dolphin (Tursiops truncatus): Northern Gulf of Mexico Coastal Stocks*.
- National Marine Fisheries Service (NMFS). (2010). *Pacific Islands Region, Marine Mammal Response Network Activity Update #14, January - April 2010*.
- National Marine Fisheries Service (NMFS). (2011). *Effects of Oil and Gas Activities in the Arctic Ocean Draft Environmental Impact Statement*.
- National Oceanic and Atmospheric Administration (NOAA). (2009). *Harbor Porpoise (Phocoena phocoena): Northern Oregon/Washington Coast Stock*.
- National Oceanic and Atmospheric Administration (NOAA) Fisheries Northwest Region. (2006). Northwest Region Marine Mammal Stranding Network. In K. Wilkinson (Ed.).
- National Research Council (NRC). (2006). Dynamic Changes in Marine Ecosystems: Fishing, Food Webs, and Future Options, Committee on Ecosystem Effects of Fishing: Phase II - Assessments of the Extent of Change and the Implications for Policy: National Research Council.
- Notice; availability of new criteria for designation of marine mammal Unusual Mortality Events (UMEs), 71 FR 75234 C.F.R. (2006).
- Noren, D. P., Johnson, A. H., Rehder, D., & Larson, A. (2009). Close approaches by vessels elicit surface active behaviors by southern resident killer whales. *Endangered Species Research*, 8(3), 179-192.
- Norman, S. A., McClellan, B., Pabst, A., Ketten, D., Raverty, S., Fleetwood, M., et al. (2004). *Multidisciplinary investigation of harbor porpoises (Phocoena phocoena) stranded in Washington state from 2 May – 2 June 2003 coinciding with the mid-range sonar exercises of the USS SHOUP*.
- Norman, S. A., & Mead, J. G. (2001). *Mesoplodon europaeus*. *Mammalian Species*, 688, 1-5.
- Norman, S. A., Raverty, S., McClellan, B., Pabst, A., Ketten, D., Fleetwood, M., et al. (2004). *Multidisciplinary investigation of stranded harbor porpoises (Phocoena phocoena) in Washington State with an assessment of acoustic trauma as a contributory factor (2 May – 2 June 2003)* (No. NMFS-NWR-34): United States Department of Commerce.
- Nowacek, D. P., Johnson, M. P., & Tyack, P. L. (2004). North Atlantic right whales (*Eubalaena glacialis*) ignore ships but respond to alerting stimuli. *Proceedings of the Royal Society B*, 271, 227-231.
- O'Hara, T. M., Krahn, M. M., Boyd, C., Becker, P. R., & Philo, L. M. (1999). Organochlorine contaminant levels in eskimo harvested bowhead whales of Arctic Alaska. *Journal of Wildlife Diseases*, 35(4), 741-752.
- Odell, D. K. (1987). *A review of the southeastern United States marine mammal stranding network: 1978-1987*.
- Osborne, R. (2003). *Historical Information on Porpoise Strandings in San Juan County Relative to the May 5th Navy Sonar Incident: The Whale Museum News and Events*.
- Pace III, R. M., & Silber, G. (2005). Simple analyses of ship and large whale collisions: Does speed kill?
- Paterson, R. A. (1984). Spondylitis deformans in a Bryde's whale (*Balaenoptera edeni* Anderson) stranded on the southern coast of Queensland. *Journal of Wildlife Diseases*, 20(3), 250-252.
- Perrin, W. F., & Geraci, J. R. (2002). Stranding. In W. F. Perrin, B. Wursig & J. G. M. Thewissen (Eds.), *Encyclopedia of Marine Mammals* (pp. 1192-1197). San Diego: Academic Press.
- Piantadosi, C. A., & Thalmann, E. D. (2004). Whales, sonar and decompression sickness. *Nature*, 15 April 1-2.
- Pitman, R. L., Ballance, L. T., Mesnick, S. L., & Chivers, S. J. (2001). Killer whale predation on sperm whales: Observations and implications. *Marine Mammal Science*, 17(3), 494-507.
- Podesta, M., D'Amico, A., Pavan, G., Drouga, A., Komnenou, A., & Portunato, N. (2006). A review of *Ziphius cavirostris* strandings in the Mediterranean Sea. *Journal of Cetacean Research and Management*, 7, 251-261.

- Read, A. J., Drinker, P., & Northridge, S. (2006). Bycatch of marine mammals in U.S. and global fisheries. *Conservation Biology*, 20(1), 163-169.
- Resnick, D., & Niwayama, G. (2002). Ankylosing spondylitis. In D. Resnick (Ed.), *Diagnosis of bone and joint disorders* (pp. 1023-1081). Philadelphia: W.B. Saunders Co.
- Richardson, W. J., Greene, C. R., Malme, C. I., & Thomson, D. H. (1995). *Marine Mammals and Noise*: Academic Press.
- Ridgway, S. H., & Dailey, M. D. (1972). Cerebral and cerebellar involvement of trematode parasites in dolphins and their possible role in stranding. *Journal of Wildlife Diseases* 8, 33-43.
- Ridgway, S. H., & Howard, R. (1979). Dolphin lung collapse and intramuscular circulation during free diving: Evidence from nitrogen washout. *Science*, 206, 1182-1183.
- Robinson, S., Wynen, L., & Goldsworthy, S. (1999). Predation by a Hooker's sea lion (*Phocarctos hookeri*) on a small population of fur seals (*Arctocephalus* spp.) at Macquarie Island. *Marine Mammal Science*, 15(3), 888-893.
- Schlundt, C. E., Dear, R. L., Houser, D. S., Bowles, A. E., Reidarson, T., & Finneran, J. J. (2011). Auditory evoked potentials in two short-finned pilot whales (*Globicephala macrorhynchus*). *Journal of the Acoustical Society of America*, 129(2), 1111-1116.
- Secchi, E. R., & Zarzur, S. (1999). Plastic debris ingested by a Blainville's beaked whale, *Mesoplodon densirostris*, washed ashore in Brazil. *Aquatic Mammals*, 25(1), 21-24.
- Selzer, L. A., & Payne, P. M. (1988). The distribution of white-sided dolphins (*Lagenorhynchus acutus*) and common dolphins (*Delphinus delphis*) vs. environmental features of the continental shelf of the northeastern United States. *Marine Mammal Science*, 4, 141-153.
- Sergeant, D. E. (1982). Some biological correlates of environmental conditions around Newfoundland during 1970-1979: harp seals, blue whales and fulmar petrels (Vol. 5, pp. 107-110): North Atlantic Fisheries Organization. NAFO. Scientific Council Studies.
- Silber, G. K., Slutsky, J., & Bettridge, S. (2010). Hydrodynamics of a ship/whale collision. [Journal article]. *Journal of Experimental Marine Biology and Ecology*, 391, 10-19.
- Simmonds, M. P., & Lopez-Jurado, L. F. (1991). Whales and the military. *Nature*, 351, 448.
- Simmonds, M. P., & Mayer, S. J. (1997). An evaluation of environmental and other factors in some recent marine mammal mortalities in Europe: implications for conservation and management. *Environmental Review*, 5(2), 89-98.
- Southall, B. L., Bowles, A. E., Ellison, W. T., Finneran, J. J., Gentry, R. L., Greene, C. R., Jr., et al. (2007). Marine mammal noise exposure criteria: initial scientific recommendations. [Journal Article]. *Aquatic Mammals*, 33(4), 411-521.
- Southall, B. L., Braun, R., Gulland, F. M. D., Heard, A. D., Baird, R. W., Wilkin, S. M., et al. (2006). *Hawaiian melon-headed whale (Peponocephala electra) mass stranding event of July 3-4, 2004* (NOAA Technical Memorandum No. NMFS-OPR-31).
- Stamper, M. A., Whitaker, B. R., & Schofield, T. D. (2006). Case study: Morbidity in a pygmy sperm whale *Kogia breviceps* due to ocean-bourne plastic. *Marine Mammal Science*, 22, 719-722.
- Stockin, K. A., Lusseau, D., Binedell, V., Wiseman, N., & Orams, M. B. (2008). Tourism affects the behavioural budget of the common dolphin *Delphinus* sp. in the Hauraki Gulf, New Zealand. *Marine Ecology Progress Series*, 355, 287-295.
- Sweeney, M. M., Price, J. M., Jones, G. S., French, T. W., Early, G. A., & Moore, M. J. (2005). Spondylitic changes in long-finned pilot whales (*Globicephala melas*) stranded on Cape Cod, Massachusetts, USA, between 1982 and 2000. *Journal of Wildlife Diseases*, 41(4), 717-727.
- Swingle, W. M., Barco, S. G., Pitchford, T. D., McLellan, W. A., & Pabst, D. A. (1993). Appearance of juvenile humpback whales feedign in the nearshore waters of Virginia. *Marine Mammal Science*, 9(3), 309-315.

- Tabuchi, M., Veldhoen, N., Dangerfield, N., Jeffries, S., Helbing, C. C., & Ross, P. S. (2006). PCB-related alteration of thyroid hormones and thyroid hormone receptor gene expression in free-ranging harbor seals (*Phoca vitulina*). *Environmental Health Perspectives*, *114*(7), 1024-1031.
- Tarpley, R. J., & Marwitz, S. (1993). Plastic debris ingestion by cetaceans along the Texas coast: two case reports. *Aquatic Mammals*, *19*(2), 93-98.
- Torres de la Riva, G., Johnson, C. K., Gulland, F. M. D., Langlois, G. W., Heyning, J. E., Rowles, T. K., et al. (2009). Association of an unusual marine mammal mortality event with *Pseudo-nitzschia* spp. blooms along the southern California coastline. *Journal of Wildlife Diseases*, *45*(1), 109-121.
- Tyack, P. (2009). Acoustic playback experiments to study behavioral responses of free-ranging marine animals to anthropogenic sound. *Marine Ecology Progress Series*, *395*, 187-200.
- Tyack, P. L., Johnson, M., Aguilar Soto, N., Sturlese, A., & Madsen, P. T. (2006). Extreme diving of beaked whales. *The Journal of Experimental Biology*, *209*, 4238-4253.
- Tyack, P. L., Zimmer, W. M. X., Morretti, D., Southall, B. L., Claridge, D. E., Durban, J. W., et al. (2011). Beaked whales respond to simulated and actual Navy sonar. *PLoS ONE*, *6*(3).
- Van Dolah, F. M. (2005). Effects of Harmful Algal Blooms. In J. E. Reynolds, W. F. Perrin, R. R. Reeves, S. Montgomery & T. J. Ragen (Eds.), *Marine Mammal Research* (pp. 85-99). Baltimore: John Hopkins University Press.
- Van Dolah, F. M., Doucette, G. J., Gulland, F. M. D., Rowles, T. L., & Bossart, G. D. (2003). Impacts of algal toxins on marine mammals. In J. G. Vos, G. D. Bossart, M. Fournier & T. J. O'Shea (Eds.), *Toxicology of Marine Mammals* (pp. 247-269). London: Taylor & Francis.
- Vanderlaan, M. S. A., & Taggart, T. C. (2007). Vessel Collisions with Whales: The Probability of Lethal Injury Based on Vessel Speed. *Marine Mammal Science*, *23*(1), 144-156.
- Vidal, O., & Gallo-Reynoso, J. P. (1996). Die-offs of marine mammals and sea birds in the Gulf of California, Mexico. *Marine Mammal Science*, *12*(4), 627-635.
- Visser, I. K. G., Teppema, J. S., & Ostrhaus, A. D. M. E. (1991). Virus infections of seals and other pinnipeds. *Reviews in Medical Microbiology*, *2*, 105-114.
- Walker, M. M., Kirschvink, J. L., Ahmed, G., & Dizon, A. E. (1992). Evidence that fin whales respond to the geomagnetic field during migration. *Journal of Experimental Biology*, *171*(1), 67-78.
- Walker, R. J., Keith, E. O., Yankovsky, A. E., & Odell, D. K. (2005). Environmental correlates of cetacean mass stranding sites in Florida. *Marine Mammal Science*, *21*(2), 327-335.
- Walsh, M. T., Ewing, R. Y., Odell, D. K., & Bossart, G. D. (2001). Mass Strandings of Cetaceans. In L. A. Dierauf & F. M. D. Gulland (Eds.), *Marine Mammal Medicine* (second ed., pp. 83-96). Boca Raton: CRC Press.
- Watkins, W. A. (1986). Whale reactions to human activities in Cape Cod waters. *Marine Mammal Science*, *2*(4), 251-262.
- Weise, M. J., Costa, D. P., & Kudela, R. M. (2006). Movement and diving behavior of male California sea lion (*Zalophus californianus*) during anomalous oceanographic conditions of 2005. *Geophysical Research Letters*, *33*, L22S10.
- Whitehead, H. (2003). *Sperm whales: Social evolution in the ocean*. Chicago, Illinois: University of Chicago Press.
- Wiley, D. N., Asmutis, R. A., Pitchford, T. D., & Gannon, D. P. (1995). Stranding and mortality of humpback whales, *Megaptera novaeangliae*, in the mid-Atlantic and southeast United States, 1985 - 1992. *Fishery Bulletin*, *93*, 196-205.
- Wilkinson, D. M. (1991). *Report to the Assistant Administrator for Fisheries, in Program Review of the Marine Mammal Stranding Networks*. Silver Springs, MD: U.S. Department of Commerce, NOAA, National Marine Fisheries Service.
- Williams, R., Lusseau, D., & Hammond, P. S. (2006). Estimating relative energetic costs of human disturbance to killer whales (*Orcinus orca*). *Biological Conservation*, *133*, 301-311.

- Williams, R., Trites, A. W., & Bain, D. E. (2002). Behavioural responses of killer whales (*Orcinus orca*) to whale-watching boats: opportunistic observations and experimental approaches. *Journal of Zoology London*.
- Wintle, N. J. P., Duffield, D. A., Barros, N. B., Jones, R. D., & Rice, J. M. (2011). Total mercury in stranded marine mammals from the Oregon and southern Washington coasts. *Marine Mammal Science*, 27(4), E268-E278.
- Wursig, B., Lynn, S. K., Jefferson, T. A., & Mullin, K. D. (1998). Behaviour of cetaceans in the northern Gulf of Mexico relative to survey ships and aircraft. *Aquatic Mammals*, 24(1), 41-50.
- Zeeberg, J., Corten, A., & de Graaf, E. (2006). Bycatch and release of pelagic megafauna in industrial trawler fisheries off Northwest Africa. *Fisheries Research*, 78, 186-195.
- Zimmer, W. M. X., & Tyack, P. L. (2007). Repetitive shallow dives pose decompression risk in deep-diving beaked whales. *Marine Mammal Science*, 23(4), 888–925.
- Zimmerman, S. T. (1991). *A history of marine mammal strandign networks in Alaska, with notes on the distribution of the most commonly stranded cetacean species, 1975-1987*. Miami, FL: National Marine Fisheries Service (NMFS).